



Community Based Approach to Local Development Project – II



SECOND QUARTERLY PROGRESS REPORT

April – June 2012



Project is financed
By European Union



*Empowered lives.
Resilient nations.*

Project is cofinanced

and implemented by UNDP

CONTENTS

Executive Summary	3
Statistical Abstract	4-5
Chapter 1 Introduction	6-8
Chapter 2 Establishing partnership	9-10
Chapter 3 Development of support structures	11-16
Chapter 4 Capacity building	17-18
Chapter 5 Community Projects	19-23
Chapter 6 Methodology Replication	24-26
Chapter 7 Rural Economic Development	27
Chapter 8 Energy Efficiency	28
Chapter 9 Knowledge Management	29-33
Chapter 10 Communications & Visibility	34-39
Chapter 11 Advisory and management	40-41
Chapter 12 Lessons & Future Outlook	42
Annexure	43-60

ABBREVIATIONS AND ACRONYMS

ARC	Autonomous Republic of Crimea
CBA	Community Based Approach to Local Development Project
CDO	Community Development Officer (CBA staff in the region)
CDP	Community Development Plan
CO	Community Organisation
EE	Energy Efficiency component of CBA-II
EU	European Union
FP	Focal Person
KM	Knowledge management component of CBA-II
KMH	Knowledge management hub
LED	Local economic development component of CBA-II
LDF	Local Development Forum
MoU	Memorandum of Understanding (similar to PA)
MPP	Micro Project Proposal
MP	Micro Project (Community Project)
OC	Oblast Council
OCRC	Oblast Community Resource Centre (same as OIU)
OIU	Oblast Implementation Unit (same as OCRC)
OSA	Oblast State Administration
PA	Partnership Agreement (similar to MoU)
PMU	Project Management Unit (CBA head office in Kyiv)
RC	Rayon Council
RCC	Region Coordination Council
RCRC	Rayon Community Resource Centre
RM	Replication of CBA methodology
RSA	Rayon State Administration

UADRC Ukrainian Association of District and Regional Authorities
 UNDP United Nations Development Programme
 VC/CC Village Council/City Council

ACKNOWLEDGEMENT TO OUR PARTNERS



Secretariat of the Cabinet of Ministers of Ukraine



Ukrainian Association of District and Regional Authorities



Cabinet of Ministers and Supreme Council of ARC



Cherkaska Oblast State Administration and Council



Chernihivska Oblast State Administration and Council



Chernivetska Oblast State Administration and Council



Dnipropetrovska Oblast Administration and Council



Donetska Oblast State Administration and Council



Ivano-Frankivska Oblast State Administration and Council



Kharkivska Oblast State Administration and Council



Khersonska Oblast State Administration and Council



Kirovohradska Oblast State Administration and Council



Khmelnytska Oblast State Administration and Council



Kyivska Oblast State Administration and Council



Lvivska Oblast State Administration and Council



Luhanska Oblast State Administration and Council



Mykolaivska Oblast State Administration and Council



Odeska Oblast State Administration and Oblast Council



Poltavska Oblast State Administration and Council



Rivnenska Oblast State Administration and Council



Sumska Oblast State Administration and Council



Vinnytska Oblast State Administration and Council



Volynska Oblast State Administration and Council



Ternopilska Oblast Administration and Council



Zakarpatska Oblast State Administration and Council



Zaporizka Oblast State Administration and Council



Zhytomyrska Oblast State Administration

and
 members of the Steering Committee
 partner academic institutions, the European Union and United Nations Development Programme

and all the institutions/individuals involved in the implementation process for their cooperation during the year including NGOs, media, other public and private agencies.

EXECUTIVE SUMMARY

Second Phase of CBA Project commenced in May 31, 2011. By the beginning of 2012, partnership was established with pilot areas of the regional, sub-regional (rayon) and local level. In the 1st quarter 2012, Project's activities focused on approval and implementation of micro-projects, as well as the launch of components on replication of CBA methodology (RM) and knowledge management (KM). Foundation was laid for launching the energy efficiency component (EE) and rural economic development component (RED).

- **Partnership** was established with 24 oblast authorities and Crimean Government; 200 rayon authorities and 836 village/city councils before the beginning of the reporting period. Total number of partner VC/CC reached 836 during second quarter. With this, all targets related with partnership was accomplished.
- **Support structure development:** In the reporting period 10 new COs were formed, while 10 COs terminated their cooperation with the Project. Total number of community organizations reached 810, with participation of 376`086 men/women representing 242`088 households.

During the second quarter, 6 LDF were grafted/established in 2 oblasts, making 200 LDFs as of end of second quarter 2012. Similarly, in the 2nd quarter, 1 Regional Coordination Council (RCC) was grafted from CBA-I, constituting 22 RCC since inception of CBA-II. To support function of LDFs and RCCs, 196 Rayon Community Resource Centers and 23 Regional Community Resource Centers were respectively created/grafted and strengthened by end of first quarter.

With this, most of the work related with support structure development got accomplished.

- **Capacity building:** In a bid to enhance skill of human resources involved in CBA-II implementation, a series of training was held to train CO executives and representatives of local authorities; 706 CO executives and 267 representatives of local authorities were trained in the reporting period. In total, since inception of CBA-II, 8203 persons were trained. One cluster trainings for focal persons of replication rayons were held in Lviv. In total, 10 persons from 5 oblasts were trained.
- **Community planning:** During the reporting period, 126 COs prepared community development plans, making it 791 since inception of CBA-II. Through the bottom-up planning process, community priorities were mainstreamed, during the quarter, into local government planning through joint decision-making at local development forum (LDF) meetings, making it 496 since inception.
- **Micro-projects:** During the reporting period, 318 micro-project proposals were approved for funding, making it 546 since inception. Total cost of 546 micro-projects is 86.2 million UAH which was shared by COs (7.7%), local authorities (49%), CBA Project (41.8%) and private sponsors (1.5%).
82.8% of the micro-projects are related with energy saving, followed by health (8.4%), water supply (8.6%) and environment (0.2%). Furthermore, 71.2 % of these micro-projects are related with school/kindergarten, 9.3% with health post and 19.5% with community nature e.g. streetlight, water supply, waste management. A total of 264`100 persons will benefit from these micro-projects.
- **Knowledge management:** as of second quarter 2012, Memorandum of understanding was signed with 20 Universities. Preparation was made for signing Grant Agreement with the UADRC for establishment of a national Knowledge hub.
- **Methodology replication:** One rayon in Donetska oblast terminated cooperation with CBA Project due to lack of finance resources, thereby leaving 61 rayons as partners for methodology replication. In the second quarter, 162 pilot VC/CC were selected making it 206 since inception (of target 244). Formation of community organisation commenced during the quarter with 106 COs formed. Through 83 trainings 363 CO-members and 178 local authorities were trained as of 2nd quarter. The COs remained in process of gaining maturity during the quarter, with 38 of them developed community development plan.
- **Information and communication:** in the reporting period, 39 media events were organized; 464 cases of media coverage were registered and 29 issues of regional newsletters were disseminated.
- **Financial delivery:** In cumulative term, USD 3.7 million (€ 2.5 million) worth of financial progress took place by end of 2nd quarter 2012.

- **Lessons and future outlook:** New rules of government on construction had some delay effect on micro-projects. In remaining part of 2012, focus will be placed on micro-project implementation, energy efficiency component and rural economic development component.

STATISTICAL ABSTRACT

SN	Activity	Target All Years		Achievements			Achievements
		Unit	Qty	2011	1 st Q-r 2012	2 nd Q-r 2012	Total
1	Partnership agreement signed with regions	Number	25	25	-	-	25
2	Rayons selected & partnership established	Number	200	200	-	-	200
3	Village/City Council selected & partnership	Number	900	835	1	-	836
4	Communities selected for local action	Number	900	782	51	1	834
5	Community organizations						
	CO formed/grafted	Number	900	702	108	-	810
	CBA-I community	Number		133	2	-	135
	New community	Number		569	106	-	675
	COs formalisation	Number					
	Enrolled with VC/CC	Number		525	121	163	809
	Legally registered	Number		623	136	40	799
	Household participation/membership						
	Target households	Number		210'785	54'809	36'361	301'955
	Participated households	Number		155'232 (73.6%)	31'601 (57.6%)	55'255	242'088 (80.2%)
	CO members (total)	Number		232'264	51'890	91'932	376'086
	CO members male	%		43	42.8	42.5	42.6
	CO members female	%		57	57.2	57.5	57.4
6	Local Development Forums (formed/grafted)	Number	200	181	13	6	200
	LDF sittings held		-	226	153	196	575
7	Regional Coordination Councils grafted	Number	25	11	10	1	22
	RCC sitting held			11	11	9	31
8	Community Resource Centers formed/grafted	Number	223	173+23	17	6	196+23
	Capacity of CRCs strengthened	Number	200	19	-	-	
9	Human Resource Development						
	Training conducted	Number	-	637	282	144	1063
	Persons trained	Number	18000	4972	2258	973	8203
	CO-members	Number	16000	3795	1692	706	6193
	Local authorities	Number	2000	1177	566	267	2010
	Project staffs			70	-	20	90
10	Community development planning						
	COs with CDP prepared	Number	900	515	150	126	791
	CDP approved and mainstreamed	Number	900	321	175	169	665
11	Micro-Project supported	Number	600	112	116	318	546
	Sectoral distribution						
	Energy efficiency	%	-	85.7	84.2	81.1	82.8
	Water supply	%	-	5.4	6.2	10.7	8.6
	Health posts	%	-	8.0	9.6	8.2	8.4
	Environment	%	-	0.9	0	0	0.2
	Total cost of approved MPPs	UAH ml		19.6	21.5	44.9	86.2
	Shared by COs	%	5	8.2	7.3	7.5	7.7
	Shared by local, rayon, regional authorities	%	45	49.4	49.1	48.6	48.8
	Shared by CBA	%	50	40.4	41.8	42.7	41.9
	Shared by others (private sponsors)	%	0	2.0	1.8	1.2	1.6
	Beneficiary characteristics of approved MPs						
	Beneficiary population	Number	-	146,704	128,579	263'717	539000
	Institutional beneficiary	Number	-	112	116	318	546
	School/kindergarten (cum.)	%	-	73.1	77.2	67.9	71.2
	Healthpost (cum.)	%	-	9	9.6	9.4	9.3
	Local communities (cum.)	%	-	17.9	13.2	22.7	19.5
12	Energy Efficiency Component						
	Micro-project supported	Number	300	-	-	-	
	Supporting energy efficiency strategic plans	Number		-	-	-	
	Supporting technical design development	Number		-	-	-	
13	Agro/Service Cooperative Developed	Number	17	-	-	-	
	Economic micro-projects supported	Number	17	-	-	-	
14	Knowledge Management						
	Partnership with academia	Number	10	5	11	4	20
	Curriculum introduced in academia	Number	2	-	-	-	
	Knowledge management hub	Number	1	-	-	-	
15	Information campaign and media strategy						
	Media events	Number	-	275	17	39	331
	Media coverage	Number	-	1291	405	464	2160
	Publications (web sites)	Number	-	587	226	249	1062

	Newsletters	Number	-	71	20	29	120
16	Financial Progress (estimated)	Mill. \$/€	23.3/17.1	1.7/1.1	0.7/0.5	1.3/0.9	3.7/2.5

STATISTICAL ABSTRACT

(Replication component)

SN	Activity	Target All Years		Achievements		Achievements
		Unit	Qty	1 st Q-r 2012	2 nd Q-r 2012	Total
1	Rayons selected & partnership established	Number	62	62	-1	61
2	Village/City Council selected & partnership	Number		44	162	206
3	Communities selected for local action	Number		4	165	169
4	Community organizations					
	CO formed/grafted	Number			106	106
	CBA-I CO	Number			29	29
	New CO	Number			77	77
	COs formalisation	Number				
	Enrolled with VC/CC	Number			92	92
	Legally registered	Number			82	82
	Household participation/membership					
	Target households	Number			24'097	24'097
	Participated households	Number			17'131	17'131
	CO members	Number			21'482	21'482
	CO members male	%			41.2	41.2
	CO members female	%			58.8	58.8
5	Local Development Forums (formed/grafted)	Number	62	3	30	33
	LDF sittings held			3	42	45
7	Community Resource Centers formed/grafted	Number	62		33	33
	Capacity of CRCs strengthened	Number				
8	Human Resource Development					
	Training conducted	Number		9	74	83
	Persons trained (without repetition)	Number		156	385	541
	CO-members	Number		90	273	363
	Local authorities	Number		66	112	178
	Project staffs					
9	Community development planning					
	COs with CDP prepared	Number	248	-	38	38
	CDP approved and mainstreamed	Number	248	-	16	16
10	Micro-Project supported	Number	248			
	Sectoral distribution					
	Energy efficiency	%				
	Water supply	%				
	Health posts	%				
	Environment	%				
	Total cost of approved MPPs	UAH mln				
	Shared by COs	%				
	Shared by local, rayon, regional authorities	%				
	Shared by CBA	%				
	Shared by others (private sponsors)	%				
	Beneficiary characteristics of approved MPs					
	Beneficiary population	Number				
	Institutional beneficiary	Number				
	School/kindergarten (cum.)	%				
	Healthpost (cum.)	%				
	Local communities (cum.)	%				
11	Information campaign and media strategy					
	Media events	Number		7	15	22
	Media coverage	Number		37	83	120
	Publications (web sites)	Number		29	44	73
	Newsletters	Number		-	3	3

Chapter One

INTRODUCTION

1.1 Background

First phase of CBA succeeded in scaling up the community led approach to local development countrywide. It contributed to strengthening participatory governance, supported and developed local capacities for community-based development, and facilitated a collaborative relationship between communities and local authorities. While some progress was achieved in terms of transparency, accountability and quality of public services, there remained room for further improvement and dissemination of the approach. Besides, burning issue of energy efficiency and high rural unemployment were considered to be of high priority to be addressed.

In above light, Government and Ukraine and European Union considered to extend duration of CBA Project for four years. On 31 May 2012, an agreement was signed to this end the First Deputy-Prime Minister, Minister of Economic Development and Trade of Ukraine, Andrei Klyuyev, and European Commissioner for the expansion of the European Neighborhood Policy, Stefan Fule.

CBA-II Project is funded by the European Union and is co-financed and implemented by UNDP, with the support of the Government of Ukraine and in partnership with local executive bodies/ bodies of self-governance. The Project's total budget is €17.125 million (23.3 million US \$) with 98.4% contribution from EU and 1.6% cost sharing from UNDP. Project time frame is 4 years (7 June 2012 – May 2015).

1.2 Objectives

Overall objective of the CBA Project is to promote sustainable socio-economic development at local level by strengthening participatory governance and encouraging community-based initiatives throughout Ukraine.

Specific objectives of the Project are to:

- promote community based approach to local governance and sustainable development;
- enhance energy efficiency at local level;
- support the creation of the locally owned and managed repository and network of good practices and knowledge on community mobilization and participatory governance;

1.3 Implementation Methodology

The strategic goal of the CBA is to build capacity of the local communities and local authorities for participation into joint decision making process and use this capacity for multi-stakeholders cooperation and multi-sectoral interventions with ensured local ownership of the process. The process is **bottom-up** and involves stakeholders from grassroots, meso and macro level in the process as it moves upward. CBA Implementation process involves a series of activities and action points that ultimately yields results intended by the Project.

At national level the project works with line ministries, parliamentary committees, national associations of local councils and other counterparts under overall coordination of the Secretariat of the Cabinet of Ministers (SCMU) of Ukraine. At regional level Project cooperates with oblast state administrations (OSAs) and oblast councils, OCs (in case of AR Crimea – with ARC Council of Ministers and Verkhovna Rada of AR Crimea). At rayon level, CBA partners with rayon state administrations (RSAs) and rayon councils (RCs) . At local level, partnership is established with village / city councils (VCs/CCs).

Selected rayons, village/city councils and local communities form the functional area of the Project. Their selection is done through open **competition based** on the criteria of socio-economic hardship especially in the area of health, water supply, energy supply and environmental situation. Through the selection process, CBA reaches the most suffering areas/population of the region/rayon.

Local level activities of CBA are carried out under the framework of **partnership** with the stakeholders. It is based on willingness and commitment of the partners (communities, village/city councils, rayon authorities, regional authorities, academia, associations of local self-governments, private sector) for cost sharing and joint decision-making.

The project uses **social mobilisation tool** to mobilise stakeholders and create environment (support structures) for joint decision-making and joint implementation of activities. Community organisation (CO) is formed by representation of 80% or more households on the selected community to reflect common community vision and implementation of community priorities; local development forum (LDF) is developed at rayon level for joint decision-making, resource mobilisation, local coordination; regional coordination council (RCC) is developed at regional (oblast/ARC) level to monitor CBA activities in the region, to resolve issues related with local policies/procedures, to support programming and resource mobilisation. At national level there is a steering committee to ensure national level coordination and advisory support.

Capacity of the COs is built in such a way that they are able to make joint decision with local authorities, mobilize resources, implement local priorities and sustain the result. Capacity of the partners (VC/CC, rayon/oblast etc.) is strengthened in terms of human resources to implement participatory approach propagated by the Project. Training, exposure visits, dialogues and small grants (for community projects), appropriate institutional mechanisms etc. are used as tools for building capacity.

CBA-II supports pilot rural communities in solving the most pressing local development problems by implementing community initiatives (micro-projects) within major project priority:

- Health (local health posts);
- Environment (waste utilisation, sewage & drainage etc.);
- Energy (energy conservation measures);
- Water supply;
- Local economic development

Knowledge and experience acquired in course of implementation will be gathered, analyzed and disseminated through a knowledge hub in cooperation with academia and association of local self-government bodies.

1.4 Management Arrangement

The Project is managed by UNDP/Ukraine under overall guidance of Country Director and under direct supervision of Senior Programme Manager. Execution of the Project is done by an implementation team with a central body in Kyiv and 25 regional implementation units, one in each region. Oblast Implementation Units (Regional Community Resource Centres) are further supported by oblast authorities in terms of office premises and human resources. Similarly, each rayon partner has deputed one official for coordination and implementation purpose and has established modest form of district community resource centre. They all together implement local component of the CBA activities. LDF and RCC serve as a guiding body at local and regional level and steering committee of the Project serve as a guiding body at the national level.

For **timely and quality output**, appropriate 'quality supervision committee' (QSC) and 'management information systems' (MIS) are established to make the stakeholders directly involved in the process of monitoring and assessment of the Project activities. Flow of information is bottom-up and participatory.

Various forms of **media outlets** are encouraged for raising public awareness about activities of CBA with a purpose to ensure transparency.

1.5 Project Area

CBA Project works in all oblasts of Ukraine and Autonomous Republic of Crimea covering total of 200 rayons (6-10 rayons in average) and 900 village/city councils (4-5 VCs/CCs per rayon in average) with less than 10,000 population.



Map – I: CBA Project Area

LEGEND

- = Oblast/Region
- = Rayon
- = Village/City Council

Chapter Two

Establishing Partnership

Establishment of formal partnership with local/regional authorities through signing of partnership agreement is essential to formalize the role and commitment of the partners and to provide an official basis to work with community organizations. Target of the Project includes partnership with 25 regional authorities, 200 rayon authorities and 900 village/city councils.

As of end of 2nd quarter 2012, partnership with all 25 regions, 200 rayons, and with 836 village/city councils was established.

Details on partnership establishment are described hereunder:

2.1 Establishing Partnership with Regional Authorities was finalized in 2011, reaching 100% of the target. Memorandums of Understanding (MoU) were signed with all 25 regional authorities. In general the MoUs were tripartite involving regional state administration, regional council and UNDP. Details on establishing partnership are available at: <http://cba.org.ua/ua/activities/partners>.

Box – I: Opinions of oblast authorities on cooperation with CBA Project

"Today, the village learns how to solve complex issues independently. Most people themselves define who will be responsible for completion of specific tasks and who will control the money. And nowhere any misuse of the allocated funds was detected because everyone understands that it is for the benefit of the community. Moreover, I believe that the punishment of the community for unfair usage or embezzlement of funds can be worse than any court decision".

Grygoriy Derkun, the Deputy Head of Vinnytsia Regional State Administration

"Such projects contribute to the development of self-consciousness of citizens. If a person him-/herself contributes something in the development and improvement of his village then his attitude changes".

Yefim Fix, Executive secretary of the Center of legislative initiatives of the ARC Parliament.

2.2 Establishing Partnership with Rayon Authorities

Establishing partnership with rayon authorities was completed in first quarter 2012, reaching 100% of the target: 200 rayons were selected for regular piloting, partnership agreements are signed with all 200 pilot rayons. Details on establishing partnership with rayon authorities are given in Annex – I (B).

Box – II: Opinions about cooperation with CBA from representatives of pilot rayons

"When we only start our work with the community, our primary task is to convince the community that only together we can implement such projects."

Volodymyr Snigur, the Head of the department of education of Krasylivsky Rayon State Administration of Khmelnytsky region,

"I would like to appreciate CBA Project itself, as it is easy to access, rationally arranged and transparent. It was very easy to work with people and the community once they believed us. Unfortunately, we have very few such projects that are implemented so smoothly".

Vasyl Guschak, the Deputy Head of Letychivsky Rayon State Administration of Khmelnytskyi Oblast

2.3 Establishing Partnership with Village/City Councils

Target on establishing of partnership with village/city councils for regular piloting reached 93% in 2nd quarter 2012, with 836 VC/CC selected for partnership (details in Annex – I B). 91% of pilot areas belong to the category of village council, 8% belonged to town council/urban type village and 1% belonged to city council category (Chart – I).

In the reporting period, process of holding VC/CC seminars continued with 35 events organized. Since inception, 828 seminars were held:

Table – I: Participation in CBA Launching Seminar in VC/CC

Year	# of VC/CC Seminar	Participants								
		Oblast Authorities	RSA/RC heads/deputy heads	Other officials of RSA/RC	VC/CC heads	NGO	Media	Others	Total	
2011	762	174	754	1818	836	8372	286	15129	27369	
2012	Q1	31	5	45	22	31	47	7	1232	1389
	Q2	35	0	15	17	27	233	4	204	500
Total	828	179	814	1857	875	8652	297	16565	29258	

During the seminar, details about effectiveness of CBA-I at local level were shared, often with the help of CBA film, leaflets and success cases. Process of CBA-II implementation, process of community selection and terms of partnership with VC/CC and beneficiary communities was elaborated. In average, 35 persons from authorities, media, NGOs and other sectors participated in a village seminar.

Usually, VC/CC heads signed Partnership Agreement in course of seminar, or at a later date. In the reporting period, 24 PA were signed with VC/CC; and one village council in Kirovohradska oblast terminated partnership and was replaced. Since inception, 836 village/city councils signed PA with CBA/UNDP. Details are given in Annex – I (A and B).

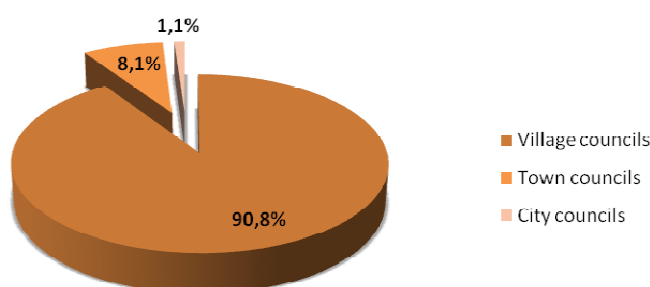


Chart - I: Distribution of VC/CC since inception of CBA-II

Chapter Three

DEVELOPING SUPPORT STRUCTURES

Establishing support structures is one of the important elements of the community based development approach methodology. Appropriate support structures are developed for participatory decision-making and monitoring at all levels of project implementation. Key support structures include community organisation (CO) at local level, local development forum (LDF) and community resource centre at rayon level, regional coordination council (RCC) and community resource centre at regional level.

3.1 Community Organisation Development

Community organisation (CO) is the foundation block for community based approach. It enables community members to get their potentials unleashed through collective action. It also helps governance at local level to become more participatory.

CO development involves (a) selection of pilot communities, (b) assisting the community members to get organised into CO and (c) getting the CO formalised. Details on these steps are given hereunder:

- a) Selection of pilot community:** Following VC/CC level seminar, selection of community for local action was initiated in each village/city council. A community selection committee comprising of village/city council head, CBA staff and headed by rayon focal person selected the community to be supported in the VC/CC. The selection was based on key criteria including (a) level of problems with basic infrastructure and services with regard to CBA-II priorities facing the community; (b) willingness of the community to undertake joint decision-making and actions to solve their problems on collective and self-help basis; and (c) performance during CBA-I (for old COs only).



Meeting with community activists of CO "Nadiya", Trostyanetskyi rayon, Sumaska oblast

During the reporting period, 6 communities were selected for partnership, and 5 communities in Vinnytska oblast terminated partnership. Since inception, total number of pilot communities is 834. Of them, 18% participated in CBA-I, and 82% are the new communities. 690 communities were listed for reserve (Table-II).

Table – II: Selection of Pilot Communities*

SN	Activity	2011	2012		Total
			Q1	Q2	
1	Selected for partnership	782	51	1	834
	<i>Old (CBA-I)</i>	145 (18.5%)	5(10%)	0	150 (18%)
	<i>New</i>	637 (81.5%)	46(90%)	1	684 (82%)
2	Selected for reserve	568	122		690

* Regionwise details in Annex – I(A),(B)

- b) Formation of CO:** Following the community selection, dialogues were held between the selected communities and the community mobilisation team. During the 1st dialogue, the community members were familiarised about CBA principles and methodology and were motivated to go for it since they will be able to improve their living condition by following the participatory approach recommended by the Project.

The communities which accepted the principles of collective action were encouraged to form their COs. Each CO elected an executive body (CO management team, COMT), consisting of five members (head, treasurer, secretary, active members). The existing COs (from CBA-I or otherwise) went through special assessment before getting grafted for CBA-II.

An assessment of the CO was carried out in participation of the members to know its strengths and weaknesses in term of such factors of participation, leadership, governance, micro-project implementation, sustainability of CO and its activities, coordination and linkage with local authorities and other development agencies. In case the assessment score was below satisfactory level in one or more criteria, the CO was



General community meeting in Aromatnoe village, AR Crimea

required to make necessary improvement to become eligible for CBA-II.

During the quarter, 10 COs were created/grafted, and 10 COs terminated cooperation with CBA Project. Thus, total number of COs created since inception is 810. Of these COs, 83% were newly formed, indicating significant outreach of CBA over CBA-I. The COs were foemed by 367,086 members (with 57,4% female participation) from 242,088 houselds which represented 80% of the entire households in the communities. In average, a CO is formed with the representation of 298 households and 464 members. Gender balance of CO management team is usually tilted towards female (Table – III).

Table – III: Formation of Community Organizations*

SN	Activity	2011	2012		Total
			Q1	Q2	
1	No. of COs formed/grafted	702	108	-	810
	<i>CBA-I or existing ones</i>	18.9%	4.4%	-	16.8%)
	<i>Newly formed</i>	81.1%	95.6%	-	83.2%
2	Household participation				
	<i>Target households</i>	210`785	54`809	36`361	301`955
	<i>Participated households</i>	155,232 (73.6%)	31`601 (57.6%)	55`255	242`088 (80%)
3	Membership	232`264	51`890	91`932	376`086
	<i>Male</i>	43%	42.8%	42.5%	42.6%
	<i>Female</i>	57%	57.2%	57.5%	57.4%

* Regionwise details in Annex – II(A), (B)

c) Formalisation of CO: The formed COs enrolled with their respective village/city councils and went through legal registration with relevant agencies. Status of a legal entity is essential for the COs to carry out business in a formal mode and to open a bank account for financial transactions. This status also makes them eligible to receive grants from national/international agencies.

During the 2nd quarter, 47 COs got their legal status. Since inception of CBA-II, 798 COs got legally registered. Table – IV shows distribution of legal forms of COs.

Table – IV: Legal Forms of COs (grafted and new)*

Number	2011	2012		Total
		Q1	Q2	
ACMB	0	0	0	0
Public organization	588	126	37	751
BSP	12	5	10	27
Cooperatives	4	0	0	4

Other	13	3	0	16
Total	617	134	47	798

* Regionwise details in Annex II(C)

Most COs choose public organization as their legal form. Each legal form has its own specificity and is suitable in a particular context. For example, ACMB is appropriate for multi-storey buildings where one building resembles one community. It has financial autonomy to form income and expenditures and accept communal property on its balance. Public organisation is relatively open to mobilising resources from various donors but has limitation in accepting communal property on its balance. BSP functions relatively under control of the local authorities and a cooperative has several benefits of administrative and financial rights as it can make profit and distribute dividends among its members.

3.2 Local Development Forum

Local development forum (LDF) is created at rayon level and is expected to facilitate dialogue, coordination, planning and decision-making at local level between the oblast and rayon authorities and communities for promoting community driven local development. Usually LDF consists of RSA and RC heads, heads of village/city councils, chiefs of relevant departments in RSA/RC, representatives (focal person) of oblast authorities, and heads of COs formed within CBA.

In case of CBA-I (old) rayons, existing LDF was re-initiated (grafted) by adjusting the composition of members while in case of new rayons, new LDF was created under the leadership of RSA/RC-head.

During the reporting period, 3 new LDFs were created in new rayons. Since inception, 201 LDFs (including 1 in small town of Donetsk oblast) were established. (See Table – V).

"This project allows us to solve problems of the social sphere and helps our communities to become more proactive. Therefore, all rayon departments / services should work most efficiently and provide full support to the communities in implementation of their initiatives". Yaroslav Stets, Head of Chortkivsky Rayon State Administration during LDF meeting

Table –V: Formation and Grafting of Local Development Forums*

	2011	2012		Total
		Q1	Q2	
No. of partner rayons	200	-	-	201
LDF grafted from CBA-I	96	1	3	100
New LDF	85	12**	3	100
No. of sittings held	226	153	196	575

* Regionwise details in Annex – II(A),(B)

**excluding 1 LDF, formed in small town of Donetsk oblast

Meetings were held regularly to discuss local development issues such as mainstreaming of community plans, mobilising resources for implementation of community priorities, providing guidance and technical backstopping to the COs during community project implementation etc. In the 2nd quarter, 196 sittings of LDF were held. Since inception of CBA-II, 575 sittings of LDF were organized.



Local Development Forum meeting in Lokachynskiy rayon, volynska oblast



Local Development Forum of Dolynskiy rayon, Ivano-Frankivska oblast

3.3 Regional Coordination Council

Regional coordination council (RCC) is created at region level with an aim to coordinate and facilitate financing of micro-projects. It serves to disseminate information about the Project among officials, monitor activity of the Project in the region and provide consultations on strategic issues of micro-projects' implementation. RCC is chaired by deputy head of oblast state administration or deputy head of oblast council¹ and consists of representatives of rayon administration/council heads, appropriate departments of



Regional Coordination Council sitting in Cherkasy

OSA/OC, selected village/city council heads, CO, NGO and private sector.

During first phase of CBA, 25 RCC were established in all oblasts of Ukraine and in ARC. During the reporting period, 22 of them were re-activated to remain functional during CBA-II with appropriate changes in composition of their members. They held 31 sittings in total. Some regions faced difficulties in grafting RCC because of the changed focal person from OSA/OC and changes in list of RCC members. It is expected that remaining councils will be formed by 3rd quarter of 2012.

RCC is usually chaired by a deputy head of oblast state administration or deputy head of oblast council² and consists of representatives of rayon administration/council heads, appropriate departments of OSA/OC, selected village/city council heads, CO representatives, NGO and private sector.

Table – VI: Formation and Grafting of Regional Coordination Councils*

	2011	2012		Total
		Q1	Q2	
RCC grafted	11	10	1	22
Sittings held	11	11	9	31

* Regionwise details in Annex – II

Most of the sittings held during the reporting period were focused on the following issues:

- Involvement of OSA heads of departments into preparation of micro-project proposals and acceleration of the procedure of their approval;
- Review of the progress of micro-projects' implementation;
- Organization of CBA methodology replication;
- Participation in the Energy Efficiency and Rural Economic Development components.

To accommodate community priorities, 14 (of 25) regional and 134 (of 200) rayon authorities have designed short term to medium term special oblast support programmes suitable for co-funding community initiatives and got approved by their respective councils (Table below). This shows a sound evidence of support of authorities to CBA methodology and possibility of their continuation to support community plans in future.

SN	Region	Soc-Econ Prog		Period Years	Concrete Budget (UAH million)		Implicit Budget % of MP-cost
		Region	Rayon		Region	Rayon	

¹ In case of ARC, the Republican Coordination Council is headed by speaker of Verkhovna Rada of ARC

² In case of ARC, the Republican Coordination Council is headed by speaker of Verkhovna Rada of ARC

1	ARC	0	8	1	0	1.8	
2	Cherkaska	1	9	1-3	0	0	10-90%
3	Chernihivska	0	6	1	0	1.2	broad
4	Chernivetska	0	6	1	0	2	
5	Dnipropetrovska	1	9	1-4	5	1.5	
6	Donetska	0	5	1	0	0.9	
7	I-Frankivska	0	0	0	0	0	
8	Kharkivska	1	6	1-4	0.3	0	10-35%
9	Khersonska	1	0	4	0	0	broad
10	Khmelnyska	1	8	1-4	1.4	0	%
11	Kirovohradska	1	8	1-4	0	3	%
12	Kyivska	0	0	0	0	0	
13	Luhanska	1	0	1-4	7	0	%
14	Lvivska	0	0	0	0	0	
15	Mykolaiivska	1	5	1-3	0	1.5	%
16	Odeska	1	8	1-4	0.5	3	
17	Poltavska	1	8	4	1.9	1.5	
18	Rivnenska	0	6	1-2	0	0.9	
19	Sumska	1	9	2	0	3.3	%
20	Ternopiiska	0	10	1-3	0	2	
21	Vinnytska	1	6	1-2	0.4	0	%
22	Volynska	1	9	1	1.5	1.5	
23	Zakarpatska	0	8	1	0	2.6	
24	Zaporizka	1	0	4	0	0	%
25	Zhytomyrska	0	0	0	0	0	
	Total	14	134		18.0	26.7	

3.4 Community Resource Centres

To facilitate the functioning of LDF and RCC, a community resource centre is established by the partner rayon authorities and regional authorities. For this purpose, they provide premises and depute a focal person. CBA provides logistic facilities as necessary and trains the focal persons. Resource centres are also important in that they support non-CBA communities in carrying out local development activities in line with CBA methodology – something sought valuable from the perspective of methodology replication.

- a) Rayon resource centre:** In the reporting period, 6 RCRC were created. In total, 196 RCRC were created / grafted (Table – VII).
- b) Regional resource centre:** 25 regional authorities established community resource centre (regional implementation unit) during CBA-I (except in Kyiv and Crimea, where the centre is located in CBA and UNDP Crimea sub-office respectively). For CBA-II purpose, all the resource centres were resumed with addition of logistics and facilities. Some regions decided to move the Centre from outside to inside of administration/council building or related departments. Some regions added number of rooms or allocated bigger space for the Centre while some regions continued with the same premises that existed during CBA-I.

Table – VII. Creation of Resource Centres*

	Level of Resource Centre	Target	2011	2012		Total
				Q1	Q2	
1	Regional Community Resource Centre	23	23	-	-	23
2	Rayon Community Resource Centre	200	173	17	6	196
	Total	223	196	17	6	219

* Regionwise details in Annex – II (A, B).



Example of information board in rayon community resource centre,



Working place equipped in Svalyavskiy rayon community resource centre, Zakarpatska oblast

Box – III. Shumsky Rayon Community Resource Center, Ternopil'ska oblast

The key to successful implementation of the CBA Project in Shumsky rayon was effective work of the Rayon Community Resource Center. It was established on the base of the Economics and business department of the Rayon state administration with an aim to coordinate the efforts of all agencies interested in the success of the project.



RCRC coordinator visits CO "Dovira" to check the quality of works

Shumsky rayon council took decision on 10 January, 2012 (№ 115) to establish the RCRC in the framework of CBA implementation in the rayon (2012-2014). For this program, UAH 5000 was allocated for purchasing a computer, a scanner, a printer and a copier. Within this budget, the first issue of Newsletter was printed (circulation 1000 copies) regarding implementation of CBA-II in the rayon.

In order to promote CBA methodology and mobilize rayon communities, Rayon community resource center actively disseminates the information about its activities in all possible ways. In particular, page was created on Facebook: <http://www.facebook.com/SumskijRajonnijResursnijCentrGromad>,

On the official website of the Oblast state administration a special bookmark: the Rayon Community Resource Centre - <http://www.oda.te.gov.ua/shumska/ua/2622.htm> was created and that on the official site of Shumsky rayon: <http://www.shumsk.org.ua/xabitat/xabitat.html>

In the rayon newspaper "The News of Shumsky rayon" 5 articles about communities activities with CBA were published, (3 of them – on the front page).

With help of the coordinator of Shumsky Resource Center, 3 of 4 communities managed to quickly prepare and get approved their micro-project proposals, thus demonstrating interest of Shumsky rayon authorities in successful implementation of the project. That is why the rayon got a possibility to implement two more projects within replication methodology of CBA Project.

Besides implementing CBA Project related activities, the Community resource center coordinates implementation of the UN-Habitat program taking into consideration recommendations of the Municipal Management Center (Habitat) - the agency which is working on the project "Regional investment programs on small cities housing development for 2012 – 2015", which is implemented jointly with the Ministry of Regional Development, Construction and Housing and Communal Services of Ukraine on the basis of public-private partnership.

Box – IV. Activities of RCRC beyond coordinating CBA implementation

Dubno Rayon community resource centre (Rivnenska oblast) has initiated a local competition of community projects. 20 micro-projects were selected and will be supported from rayon budget: 5 communities will install playgrounds for children, and 1 sports complex will be equipped. 3 communities plan to restore local cemetery, 1 community – to restore the well. 10 projects are related to restoring of churches.



Activists of communities observe discussions at the project selection meeting



Selection committee chaired by Head of rayon council reviews proposals



Leaders of communities present and defend their proposals

Chapter Four

CAPACITY BUILDING

Capacity building involves such activities as training, exposure visits and other techniques utilized for skill enhancement/knowledge transfer. The purpose is to ensure effective implementation of CBA-II, to enable local communities, local authorities and other partners to adopt and practice the approach promoted by the Project. Following activities were carried out during the reporting period in context of capacity building:

4.1 Preparation of Training Materials

During the 2nd quarter, manuals on Energy Efficiency component and on Rural Economic Development were finalized and edited. Final drafts will be discussed during introductory trainings on EE and RED, planned for July 2012, amendments and recommendations will be incorporated in the final version of the manuals.

In addition to manuals, training materials of RED and EE components were prepared.

Box - V: CBA manuals and training materials

- *Operational manual* (includes detail description on CBA methodology, policies and procedures; meant for CBA staffs and focal persons),
- *CO manual* (describes procedures to be followed by community members on CO development, planning, undertaking of priorities, sustainability of efforts),
- *Technical manual* (describes the process of micro-project implementation, set a list of all necessary steps to be made by CO to successfully realize micro-project),
- *Manual for participatory assessment* (an instruction for community organizations on how to conduct participatory assessment of CO),
- *Visibility guidelines* (an instruction on visibility for project personnel developed to ensure appropriate presentation of support provided by European Union and United Nation Development Programme to CBA Project)
- *Financial manual* (for COs to learn how to maintain account and make reporting in the framework of CBA),
- *Energy efficiency manual* (prepared for COs and CBA team in the region. It deals with vision of CBA on the subject, forms of technologies and renewable energy sources that could be implemented under CBA support, implementation procedures etc.),
- *Economic manual* (prepared for COs and CBA team in the regions. It provides vision of CBA on rural economic development, procedures for developing agricultural service cooperative and credit union, procedures for implementing economic activities under CBA support),
- Various other training materials were updated/developed for CBA staffs, partner authorities and community organisations. Aiming for better visual representation of CBA process and methodology, 2 kinds of banners were designed, produced and disseminated among regional and rayon community resource centres, and among pilot community organizations of CBA:

4.2 Trainings for COs' and Representatives of Rayon/Regional Authorities

In the reporting period, 144 trainings for CO executives were conducted in 18 oblasts and ARC for 706 CO executives and 267 representatives of local authorities. Key topics of trainings included: accounting, planning, MP preparation and implementation, PAS and public audit.

Since inception, 6193 CO executives and 2010 representatives of local governments were trained. Besides, training was provided to 10 officials of rayon and regional authorities (total 295 since inception) for specific areas such as CBA-II implementation and methodology replication.

Table – VIII: Trainings Organised*

S N	Participants	No. of training held				Persons trained			
		2011	2012		Total	2011	2012		Total
			Q1	Q2			Q1	Q2	
1	CO executives	637	282	144	1063	3795	1692	706	6193
2	Officials of rayon/regional authorities					1177	566	267	2010
3	CBA-II Project personnel	1	-	1	2	70	-	70	70
4	Regional/rayon forcal persons	10	3	1	14	220	65	10	295

* Regionwise details in Annex – III(A)(B)



Training for community management teams, Luhanska oblast



Ad hoc trainings for communities get organized in Rayon resource centres

On 3-5 April, the fourth cluster training was organized in Lviv for over 20 focal persons from Zakarpatska, Volynska, Ivano-Frankivska and Chernivetska oblasts and rayons selected for partnership with CBA withing its replication component. Training agenda included the overview of theoretical and practical aspects of social mobilization, micro-project cycle, monitoring and evaluation and instruments of public relations. Participants also learnt about the mechanisms of joint planning and the role of each of the structures created for this purpose: LDF and RCC. The training programme also included a visit to community, allowing focal persons to meet with the organization which already have accomplished several projects and witness their results. Visits to exemplary Rayon community resource centres demonstrated best practices of RCRC work, and inspired each rayon focal person to create a vision of his/her future RCRC.



Training for coordinators of replicating RCRC in Lviv (3-5 April, 2012)

Box – VI. Opinions of CO Training Participants

"I would like to emphasize that organization of trainings for COs is very important. The possibility to see a different experience, analyze and evaluate own deeds, work creatively in the small groups makes it possible to understand the communities their own recipe of success: to believe, set a goal and do it! ",

Petrichenko V.V., Head of economic department of Myronivsky Rayon State Administration.

"We are thankful to CBA project for the manuals because we are actively using them for working with other donor organizations".

The Head of the CO "Polissia" of the village of Cherche of Kamin-Kashyrsky rayon of Volyn region Valeriy Savchuk,

"Participation in the training for rayon focal persons responsible on replication of the CBA methodology gave a possibility to receive a lot of new and useful information. I clearly defined my position regarding further participation in

the project, goals and approaches to the community organization and staff management. I identified the human qualities that will develop myself. Communication with participants of the training allowed me to establish new contacts which I will try to develop in the future”,

Protsenko Tetiana Borysivna, the chief specialist of the economic department of the RSA, Novi Sanzhary, Poltava region

Chapter Five

COMMUNITY PROJECTS

To support improvement of living conditions in rural areas, strengthening participatory governance and for enhancing energy efficiency, CBA supports implementation of local priorities termed as community 'micro-projects' through small grants based on equity, do-ability, sustainability and cost sharing criteria. Following key sub-activities took place in this regard:

5.1 Community planning and mainstreaming of plans

Upon creation of community organization, community members prioritize problems of their village they want to solve. Through second dialogue, CO-members are familiarized with the need and process of participatory planning and bottom-up planning process. The CO-members identify their development needs, set priority and prepare community development plan (CDP). CDP is in form of conceptual proposal. Upon its approval from village/city councils, it is submitted to the LDF for review and approval. CDPs from various communities are debated at the LDF meeting and most appropriate plans are approved along with recommendations for rayon budget allocation.

In the second quarter, 126 community organizations prioritized their problems to be solved in cooperation with CBA Project and shaped them as CDP. Of them, 74.6% are devoted to energy saving issues (doors/windows replacement, heating system improvement/replacement, street lighting etc), followed by 19% of problems connected with health and 6.3% devoted to health protection (health posts repairmen, purchase of medical equipment).

In total, as of 2nd quarter 2012, 791 community organization defined priorities of their community development plans. In total, 789 CDPs were approved in VC/CC level, and 665 of them were approved at LDF sittings.

Table – IX: Community Development Plan*

S N	Details	Unit	2011	2012		Total
				Q1	Q2	
1	CDPs prepared/granted	No.	515	150	126	791
2	Sectoral distribution of top priority					
	<i>Energy saving</i>	%	76.1	74%	74.6%	76.2%
	<i>Water supply</i>	%	13.4	9.1%	6.3%	11.6%
	<i>Health</i>	%	9.1	16.9%	19%	11.3%
	<i>Environment</i>	%	1.4	0	0	0.9%
3	CDPs approved at VC/CC	No	482	144	163	789
4	CDPs approved at LDF	No	321	175	169	665

* Regionwise details in Annex – IV(A), (B)

The majority of problems prioritized within cooperation with CBA Project are devoted to energy saving (windows and doors replacement, replace or repair of heating systems, street lighting, etc), followed by health care (repair of healthposts, medical equipment purchase etc), and to watersupply (repair or renovation of water supply systems).

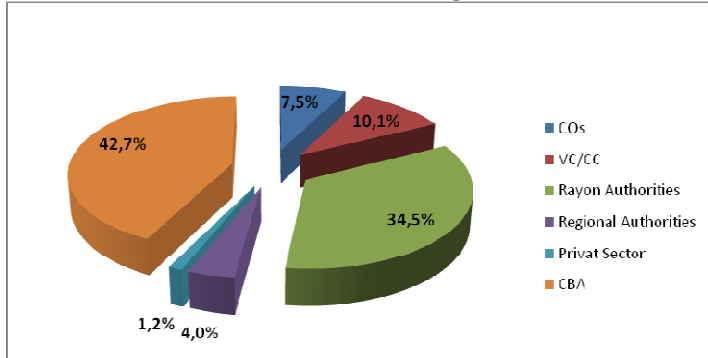
Priority of identified plans were set by the CO-members based on such criteria as *intensity* of need (80% or more households felt it as the first priority), *do-ability* (the micro-project is simple enough to be implemented within capacity of the CO-members), *resource availability* (willingness of donors, community members and local authorities to support the priority), *sustainability* (the beneficiary community should be able to sustain the object/services created under support of the Project).

5.2 Approval of Micro-Project Proposals

In the second quarter, upon LDF level approval, 320 COs developed micro-project proposals and submitted them to CBA. A typical proposal includes a set of documents such as technical documentation, cost estimate with proposed cost sharing, commitment letter from stakeholders, protocols of decisions made at various point of time, statute of the CO, bank account evidence, micro-project proposal, result of participatory assessment and/or maturity index, sustainability mechanism etc.

In the reporting period, 318 micro-project proposals were approved. Total cost of the approved micro-projects exceeds UAH 44 mln, shared by COs (7,5%) VC/CC (10,1%), rayon budget (34,5%), oblast budget (4%), private sector (1,2%) and CBA Project (42,7%).

Chart – II: Distribution of Cost-sharing, 2nd Quarter 2012



CO-executives checking the quality of suggested window profiles, Rivnenska oblast

Sectoral distribution of the approved micro-projects is as follows (in 2nd quarter 2012):

- Energy saving 81.1%
- Water supply 10.7%
- Health 8.2%
- Environment 0

The approved project is expected to benefit more than 263,717 persons (directly & indirectly). In terms of institutional beneficiaries, distribution of 318 approved micro-projects is as follows:

- Schools/kindergartens 67.9%
- Healthpost 9.4%
- Local communities 22.7%



Signing grant agreement with community organization "Tavel", AR Crimea



Total micro-projects approved since inception reached 546 as of reporting period, with cost sharing, sectoral distribution and beneficiary distribution as follows:

Cost Sharing	(%)	Sectoral Distribution	(%)	Benefit Distribution	(N/%)
CO	7.7	Energy saving	82.8	Population (in '000)	539
VC/CC	11.5	Water supply	8.6	School/kindergarten, %	71.2
Rayon	33.8	Health	8.4	Healthpost, %	9.4
Oblast	3.5	Environment	0.2	Local community, %	19.4
CBA	41.9				

5.3 Implementation of Micro-project

All micro-projects approved in the second quarter 2012 were put in process of funding/implementation. It included signing of a grant agreement between CO and UNDP and release of the first tranche into the account of the beneficiary CO. Signing of grant agreement at the CO general meeting develops a strong sense of ownership and accountability among the CO-members regarding the resource utilization and timely completion of the work.

Table – X: Implementation of Micro-Projects

	Activity	2011	2012		Total
			Q1	Q2	
1	MP Proposal Submitted by COs	117	194	320	631
2	MPPs Approved	112	116	318	546
3	MPPs in process of funding	112	116	318	546
4	MPs completed (works done)		12	37	49
5	Public audit conducted		6	28	34
6	O&M funds established	68	144	269	481
7	MPs handed-over	-	6	19	25

* Regionwise details are given in Annex – V and Annex - VI

Following the release of the first tranche, the COs start the process of necessary preparation for implementation. They form a functional group and a tender committee, and announce a tender for selection of contractor. The best bid is chosen by the CO and contract is signed for implementation of the micro-project. As the implementation proceeds, quality supervision committee monitors the works from time to time. Based on the work completion, reporting and verification, total grant amount is released in three tranches.



Tender in Akimovka village, ARC



Tender in Ptycha community organization, Rivnenska oblast



Implementation of energy saving project in Osynivka village of Luhanska oblast. Community members contribute in cash, but also in kind.



Besides, there is necessity for the contractor to get approval of license and work permit. These two conditions, further takes significant amount of time. As a result of these new rules, significant delay may take place in implementation of MPs.



Box – VII: Opinions on Micro Project Implementation

"Once we have implemented two projects the community united, the community understands its problems and the community sees that we can solve them, that by our own efforts we can change and improve our life".

Larysa Grynchuk, the Head of Korchivsky rural council

"There are 7 multi-storey buildings in our village, where more than 900 people live, but as it was earlier there is no special place for garbage. Due to our joint efforts in the framework of CBA Project, we were able to install containers for separate garbage collection just in the yard. We have also won a local tender for installation of such containers in the neighboring villages".

Oksana Maliarchuk, the head of public organization "Mitsnyi gorishok"

"Due to the project implementation, the conditions of stationary patients at the rayon hospital were improved and about 40% of the heat was saved, already during two winters it was much warmer at our premises and all people were very happy".

Yevdokia Bozhynska, the Head of the community organization of the village Trebukhivtsi

"Our main goal was to show people that having united we can solve the problems of the village, which had been accumulating for many years. We started with the school, because our children study here and they are the future of the village. Kosnatinovka school has not been repaired for more than thirty years, the windows are completely inoperable, it was very cold in winter, our children were often sick, "

- Iryna Tishkina, Head of CO "Konstantinovka".

5.4 Post-completion Activities

Issue of sustainability of the object created/repared through micro-projects was ensured at the outset by getting the COs and relevant local authorities reach a mutual agreement to jointly carry out operation and maintenance of the object. Of the total 546 micro-project approved until end June 2012, 481 had sustainability arrangement built-in.

By June 2012, 49 micro-project implementation was completed, 34 of them were publicly audited and 25 of them were duly handed over to the relevant authority. For details, please see Annex – VI (A, B).

5.5 Experience

The procedure of MPP preparation took longer than expected. This is related to the changes introduced in Ukrainian legislation. According to Article 31 of the Law 'On regulation of city construction' and the Regulation #560 of the Cabinet of Ministers' (dated 11.05.2012) on expertise of construction projects, projects related to construction of new buildings, repair and renovation should undergo a special expertise. The time frame of the expertise of project documentation is up to 30 days, and the expertise its budget/cost estimate of the project – up to 15 days. If amendments are recommended to the project proposal, it should undergo another round of expertise. The time frame of the second expertise might take up to 15 days. Therefore, in case if micro-project proposals had to undergo several rounds of expertise, the process was often delayed.

Box – VIII: Concerns and Solutions for Uzyn Community

The village of Uzyn located 14 km from the regional center, and has 290 households in which 875 people live. Since long, community is suffering from the lack of gas supply. Thanks to the proactive position of the village council head, people managed to get united and attract donors' support. Head of village Oksana Shalauta has found the answer to the question "How to find money?" in the process of writing applications to various donors. She was one among the first in the rayon, who organized the community which participated more than in one competition at various levels.



The first pilot was the project approved within the framework of the competition of the West Ukraine Resource Centre in 2007. By the funds of the Netherlands the center of public initiatives was opened in the village and computer equipment was purchased. Winning in the Polish-Ukrainian competition gave a possibility on the funds of the international project "Cultural and natural heritage - the driving force of small motherland development" to publish the book "My village - my obergig," which collected local folklore. Having won in the national competition of projects and programs supporting local self-governance "Social enterprise - an innovative model of economic development of the community of the village Uzyn Tysmenytsky rayon" it became possible to attract 99,500 thousand hryvnias from the state budget, for these costs the equipment for school dining-rooms was purchased.

Now the community became the winner of the EU/UNDP Project "Community Based Approach to Local Development". It is planned to make a capital repairs, to replace windows and doors for the total sum of 133 141 hryvnias of the project entitled "Energy-saving measures in the Uzyn secondary school of the I and II stages".

Replacement of windows and reconstruction of an old boiler premises for the dining room – these are the priority needs of educational sector announced by the director of the Uzyn school Mykola Moniuk. Students do not have a possibility to eat normally but there are premises near the school that could serve as a dining room. But it is necessary to do capital repairs, water supply system and provide electricity supply. The equipment necessary for the school dining room has been already purchased.

There is a spacious club in the village, where recently have been replaces the windows. In the same building there is a room with authentic embroidered towels, old household items. It is a sort of island of the past times in front of the present. More details about the fact that the village supports cultural events and the treasury of folklore is replenishing could be found in the photo album which demonstrated the Director of the House of Culture Zoryna Shvets to the Head of the rayon government authorities. Dozens of photographs perfectly describe the organization of cultural events in the village and active participation of Uzyn amateurs in different arts. Local stars of the stage are the members of the folk group "Gorystvit". Under the motto: "Lets keep Uzyn traditions!" the folk group has united creative people which constantly enrich the repertoire with new songs and old folklore. "Of course, this is good, but there is no heating system in the club", brings "a drop of poison" to this positive story of the Head of the house of culture Oksana Shalauta, who herself is a member of "Gorystvit".

"Uzyn health post is situated in the old building that needs capital repairs", said the Head of rural council and Igor Ovchar became convinced in this immediately after he crossed the doorstep of the health post. It is impossible not to notice a big crack in the floor at the entrance. But again – finance resources are needed. The guests were met by the Head of the health post Nataliya Borysevych. She told about good birth statistics, absence of social diseases such as tuberculosis or AIDS and said that the health post is supplied by necessary medicines.

Chapter Six

REPLICATION COMPONENT

CBA-II envisions that the community based development methodology will be gradually internalised into the national framework of local development. From this perspective, there is a provision for capacity building support to competent partners at regional/local level.

Under the component of CBA methodology replication, it is expected that oblast and rayon focal persons will be intensively involved in model implementation, with technical support and backstopping from CBA team. Grant for community projects is based on special cost sharing - local/rayon/regional authority – 70%, CBA Project – 20% (maximum ceiling USD 2600 equivalent in UAH) and community organisation – 5%.

During the reporting period, replication component entered its active implementation phase, focusing mainly on training of community activists, preparation and approval of micro-projects.

6.1 Establishing Partnership with Rayon Authorities



Signing of Partnership Agreement With Burynskyi rayon, Sumska oblast

The process of selection of replication rayons followed the same procedure as by selection of the main pool of pilots. Main criteria for rayons' selection were the same as for the pilot rayons. However, priority was given to selecting new rayons which participated neither in CBA-I, nor in CBA-II, and rayons from the reserve list of CBA-II.

62 rayons were selected for piloting CBA replication before the beginning of 2nd quarter as detailed in Table – XI below (of them, 29 participated in CBA-I, and 33 are new).

In 2nd quarter various activities were carried out to establish partnership with the selected rayons

Table – XI: Regionwise Distribution of Rayons for Methodology Replication

SN	Region	Rayon Quota	SN	Region	Rayon Quota	SN	Region	Rayon Quota
1	ARC	0	10	Khmelnyska	2	19	Sumska	2
2	Cherkaska	4	11	Kirovohradaska	4	20	Terpnopilska	4
3	Chernihivska	0	12	Kyivska	2	21	Vinnytska	2
4	Chernivetska	2	13	Luhanska	4	22	Volynska	4
5	Dnipropetrovska	4	14	Lvivska	4	23	Zakarpatska	2
6	Donetska	2	15	Mykolaivska	3	24	Zaporizka	3
7	Ivano-Frankivska	4	16	Odeska	3	25	Zhytomyrska	0
8	Kharkivska	0	17	Poltavska	3		TOTAL	62
9	Khersonska	2	18	Rivnenska	2			

- a) **Holding rayon seminars:** After the selection of replication rayons, launching seminars were conducted in each of them in participation of head/deputy head of rayon state administration (RSA) and rayon council (RC), relevant departments of RSA/RC, heads of all village and city councils with less than 10,000 population, NGOs, local media etc. In average, 42 persons participated in these seminars. In the reporting period, 5 rayon seminars were held in the replication area of CBA.

- b) **Signing partnership agreements:** In the reporting period, Partnership agreements were signed with 8 replication rayons, constituting a total of 61 partnership agreements with replication rayons.

Table – XII: Signing of MoU with Rayon Authorities (Replication)

SN	Activity	2012		Total
		Q1	Q2	
1	Rayon seminar held	57	5	62
2	MoU signed	53	8	61

Regionwise details are given in Annex – VII (A, B).

Among the selected 62 rayons, one rayon in Donetsk oblast decided to quit due lack of budget for cost sharing, leaving only 61 rayons for partnership.

6.2 Establishing Partnership with Village Councils

- a) **Selection of pilot VC/CCs.** Competitions among VC/CCs were announced during rayon seminars. Quota of 4 VC/CC was allocated per rayon.

In the 2nd quarter, 319 applications from VC/CC of 12 oblast were received, and 162 pilot village/city councils were selected using standard CBA procedure. Total amount of VC/CCs selected for partnership through replication mode is 206.

- b) **Holding VC/CC seminars.** After the selection of pilot VC/CC, seminars were held in participation of rayon focal person, VC/CC head, members of local councils and representatives of community to familiarize them with CBA methodology and terms of partnership. In the 2nd quarter, 183 seminars were held in participation of 2731 persons. Since inception, 2971 persons participated in 187 VC/CC seminars (Table – XIII).

- c) **Signing partnership agreement:** Following the seminars, the VCs/CCs signed MoU. During the quarter, 151 VCs/CCs signed MoU for CBA implementation at local level.

Table – XIII. Participation in CBA Launching Seminar in VC/CC (Replication Component)*

Year	# of VC/CC Seminar	Participants								
		Oblast Authorities	RSA/RC heads/deputy heads	Other officials of RSA/RC	VC/CC heads	NGO	Media	Others	Total	
2012	Q1	4	0	4	8	4	212	8	0	240
	Q2	183	29	145	155	144	2201	57	162	2731
Total		187	29	149	163	148	2413	65	162	2971

* Regionwise details are given in Annex – VII (A, B).

Box – IX: Opinions on Replication of CBA Methodology

“I hope and emphasize that the cooperation with the project within the component of replication of experience will be fruitful for all of us: the trust of the community will be renewed, which by this time really will have united around the problems of street lighting of the village Chutivka. This will give an impulse for the community: farmers, local authorities, rayon authorities for further actions on improvement of working and living conditions”,

Rybachov Grygoriy Ivanovych, the Head of Orzhytsky State Administration.

“In May I had a possibility to visit a village in neighboring rayon – a partner of the EU/UNDP Project. I was impressed: how carefully people conducted regular cleaning day (subbotnik), how the initiative group of the community organized visits to households and took charge of this event - I can only envy to the rural council, village leaders that there is such good attitude among the people and involvement in everything that happens in the village”,

Mykhaylo Laryn, Head of VC of a replication rayon.

“Replicating the project methodology, making certain decision the leaders of the newly formed community organization will take into consideration proposals of the entire community, which will facilitate the project implementation. Thus, the atmosphere of success will be created, self-organization will improve and the overall culture of participants will increase. We will not have to wait for a long time for good results of this cooperation”,

Sheremetieva Oleksandra Ivanivna, Omelnytsky village Head, Kremenchug rayon, Poltava region

"During the first phase of CBA Project, Terebovliansky rayon was one of the most successful in the region, and despite the fact that today we cooperate through replication modality, we will continue to strongly support every initiative of our communities. The most important is not the amount of allocated funds. Important is the focus on the problems of people".

Mykhayliuk Dmytro Vasylyovych, the First Deputy Head of Terebovliansky Rayon State Administration (replication rayon)

6.3 Developing Support Structures

As described in Chapter-III, various forms of support structures were developed during reporting period as mentioned below³:

- 169 communities (of 248 target) were selected through competition;
- 106 community organisations were formed (of target 248). Of them, 82 were registered legally and 92 were enrolled with relevant VC/CC;
- 33 local development forums were established / grafted;
- 33 community resource centres were established / grafted.

Regionwise details on developing support structures in replication rayons are given in Annex – VII (A, B).



Training on replication, Lvivska oblast



Village seminar on replication of CBA methodology, Luhanska oblast

6.4 Building Capacity

As described in Chapter-IV, various forms of activities were implemented to build capacity of stakeholders in the replication pilot areas. In particular –

- Guidelines was prepared for replication methodology for Project staffs and partner authorities;
- Project staffs and focal persons of the replicating rayons were trained how to implement replication;
- Community members and local representatives of local authorities were provided with training and exposure visits. Training included areas of CO-management, planning, project implementation and so on.

In the reporting period, 83 trainings were organized for 907 community leaders and 445 representatives of local authorities. Regionwise details on developing support structures in replication rayons are given in Annex – VII (A, B).

6.1.6 Community projects

As described in Chapter-V, activities were initiated for supporting COs regarding implementation of micro-projects. Since CBA methodology is process-oriented and requires CO to be mature before

³ Data as of June 2012

undertaking planning and micro-project activities, and since the replication activity was initiated during early 2012, not many COs reached at the stage of micro-project by the reporting period.

In total 38 replication COs prepared community development plans, of them 30 were approved by VC/CC, and 16 – approved by LDF. Based on them, 1 micro-project from Cherkaska oblast was submitted for review of CBA PMU.

Chapter Seven

RURAL ECONOMIC DEVELOPMENT

Under rural economic development component (RED), CBA-II Project envisions support to small economic initiatives of rural communities on a limited scale. The main focus is on promotion of collective actions that could lead to income generation and employment creation in rural areas. The Project is expected to assist small farmers to get organized and form cooperatives to bring value-added to local products through efficient production, packaging and shared marketing.

Implementation of rural economic development component of CBA-II (RED) was launched in mid-March with the recruitment of specialist coordinating respective activities. Following activities were carried out towards during the reporting period:

7.1 RED Launching

On 12-13 June, Rural economic development component (RED) was launched during the Annual Review meeting in participation of all CBA regional coordinators and focal persons from OSA/OC. Draft manual was presented, the vision and implementation mechanisms were discussed.

7.2 Selection of Pilot Regions

Following regions were selected for piloting RED: Ternopilska, Kirovohradska, Sumska, Donetska, Mykolaivska, Cherkaska and Chernivetska oblasts.

The selection was based on such criteria as level of rural unemployment, contribution of agriculture to the regional GDP, rural population in the region, national socio-economic ranking of the rayon, prevalence of agricultural service cooperatives in the region, performance of the region in implementation of CBA-II and competence of CBA staff in the region and whether or not the region is awarded with another social support (e.g. energy efficiency) of CBA.

7.3 Capacity Development

Training materials on RED component were prepared, organization of trainings for CBA staff and OSA/OC focal points was launched.

7.4 Future Course of Action

Major implementation activity under RED will take place in 2nd half of 2012 and through 2013. It includes development of two agricultural service cooperatives per region, capacity building, planning, implementation of micro-projects etc.

Chapter Eight

ENERGY EFFICIENCY

Overall objective of energy efficiency component of CBA-II (EE) is to enhance local capacity by enabling citizens and local authority to learn about energy efficiency technologies and use them jointly to solve their energy problem in a sustainable way. This will be achieved through (a) review and improvement of regional energy efficiency strategies; (b) support to pilot micro-projects of energy efficiency based on introduction of micro-scale innovative technology and renewable energy sources; (c) awareness raising campaign.

Implementation of energy efficiency component (EE) in the second quarter of 2012 was devoted to finalizing the manual, selecting pilot areas and preparation of training materials.

8.1 Selection of pilot area

Pilot areas for EE component implementation was envisioned from two dimensions: the first one (called advanced pilot) with energy strategy and awareness elements and the second one (called normal pilot) without strategy and less focus on awareness campaign.

'Advanced piloting' will work beyond implementation of micro projects on energy efficiency and renewable energy, and to approach the issue of energy saving from the strategic point of view. Six regions selected for such activity will be provided grants for the following activities:

- a) updating/improving existing energy strategy
- b) preparing technical documentation for advanced energy efficiency micro projects
- c) implementation of micro projects (up to 8, with CBA grant equivalent to USD 20,000 each)
- d) experience documentation, dissemination and advocacy

'Normal piloting' will be executed in 19 regions, where selected communities will be eligible for receiving CBA support for implementing initiatives on renewable energy technologies through micro-projects. A competition will be conducted to allocate quota of up to 6 micro-projects per region, with each grant worth USD 20'000.

Cost sharing arrangement in both cases will be the same: CBA-70%, community – 5% and local authorities – 25%.

During April 2012, all regional authorities were invited to participate in the competition for advanced piloting. The competition was based on following criteria:

- Level of diversification form of renewable energy sources,
- Degree of per capita CO₂ emission,
- Level of commitment of the regional authorities to promote and support energy efficiency in rural area (including through renewable energy sources),
- Level of realization of such plans under mentioned program in the past,
- Level of technical capacity (expertise) of the regional authority to pursue energy efficiency vision,
- Existence of analysis of 'local/renewable energy sources' appropriate for rural areas,
- Existence of the list of budget objects with technical and maintenance information, and
- Performance of the region in implementing CBA methodology.

"I would like to draw the attention of the rayon leaders: take an active part in the competition of projects on energy efficiency in the frame of the CBA project, it's a great opportunity to introduce innovative technologies in the communities."

Head of Volyn Regional State Administration
Borys Klimchuk

"Community is a family that can solve its problems by their own efforts."

Grygoriy Derkun, the Deputy Head of
Vinnytsia Regional State Administration

Twenty regional authorities participated in the competition, of them the following 6 were selected: Ivano-Frankivska, Lvivska, Kharkivska, Zaporizhia, Zakarpattia and Dnipropetrovska oblasts.

8.2 Taking stock of experience

In collaboration with UNDP/Bratislava Regional Centre, a prototype workshop was organised during 26-27 April 2012 in Odessa with an objective to learn about possible innovative technologies and renewable

energy sources affordable by the common families in rural areas. Participants of the workshop included national/international experts, private companies, academicians, students, CO-members, and state officials.

Chapter Nine

KNOWLEDGE MANAGEMENT

National level application of community based approach to local development methodology produces tremendous effect on the local development processes. To make the best use of knowledge gained and lessons learned, knowledge management component of CBA activities aims to document and systematize the regional experience and lessons learnt; to introduce community based approach in specific courses of higher education; to transfer the Ukrainian experience to the target audience in other countries. Details on these activities are given hereunder.

9.1 Knowledge Management Hub

Sustainability of CBA results and the scale of replication of community based development methodology greatly depend upon accessibility of knowledge and expert / advisory support and the quality of information channels between communities, authorities, business, experts and researchers. To meet the huge demand for information and experience related with CBA, establishment of a Knowledge management hub (KMH) was envisioned. KMH will focus on collecting and systematizing the existing knowledge about CBA methodology and Ukrainian best practice of community based development approach application to make it available for potential and actual partners / users.

Overall objective of the activity is to support the creation of a locally owned and managed repository and network of good practices and knowledge on community based development and participatory governance.

In order to ensure national ownership and sustainability of this initiative, a grant agreement worth UAH 325'500 was signed on 11 May 2012 with Ukrainian Association of District and Regional Authorities (UADRC) with the purpose to establish the *Knowledge management hub* and cooperate on building capacity of elected authorities across the country. The 1st tranche worth UAH 260'000 was released to allow for establishment of the office, purchase of equipment and recruitment of personnel: Knowledge Manager (full time) and IT specialist (part-time).

9.2 Partnership with Academia

Within the framework of its knowledge management component, CBA Project plans to establish a network of academic institutions from all regions of Ukraine so as to build capacity in term of teaching/curriculum as local sustainable development with people's participation. Activities to this end include curriculum development, small research, internship, linkage with local communities, etc. Following activities were carried out on this aspect:

a) Signing of MoU

During the reporting period, memorandum of understanding was signed with 2 academic institutions with a view of cooperation on 3 components: teaching course on sustainable development, students' internship in the regional implementation units of CBA Project, and competition of students' research papers. Total number of partnerships with universities amounts to 20. List of CBA-II partner universities is given in Table – XIV.

Table – XIV. List of Partner Universities of CBA

#	Oblast	University
1	Cherkaska	Cherkasy State Technological University
2	Chernihivska	Chernihiv State Technological University
3	Dnipropetrovska	Dnipropetrovsk National University of Railway Transport Named After Academician V. Lazayan

4	Donetska	Donetsk State University of Management
5	Kharkivska	Kharkiv National Academy of Municipal Economy
6	Kharkivska	Kharkiv National Economic University
7	Khersonska	Kherson State Agricultural University
8	Khmelnyska	Khmelnyskiy University of Management and Law
9	Kirovohradska	Kirovohrad National Technical University
10		Kirovohrad Institute of Human Development of the Open International University of Human Development "Ukraine"
11	Kyivska	State Higher Educational Establishment 'Vadym Hetman Kyiv National Economic University'
12	Luhanska	Volodymyr Dahl East Ukrainian National University
13	Lvivska	Lviv Polytechnic National University Institute of Humanities and Social Sciences
14	Mykolaivska	Mykolaiv State Agrarian University
15	Poltavska	Poltava State Agrarian Academy
16	Rinvenska	University of International Relations International University of Economics and Humanities named after Academician Stepan Demyanchuk
17	Rivnenska	National University of Ostrog Academy
18	Sumska	Sumy State Univeristy
19	Zakarpatska	Uzhgorod National University
20	Zaporizka	Tavria State Agrotechnological Univeristy

b) Introducing "Sustainable Society Development" course into curriculum

20 universities expressed their intention to introduce into their teaching curriculum the course "Sustainable Development" / "Sustainable Society Development". Course was elaborated under support of UNDP/MGSDP and piloted in the Academy of Municipal Management (Kyiv).

On 30-31 May 2012, in Kyiv CBA organized a training for professors from partner universities. 20 professors from 13 universities who will teach a separate course or module on sustainable development of society in their universities participated in the training. Main aim of training was to present theoretical and practical aspects of community based approach to local development methodology used by CBA project, and to show how dissemination of experience could be made within cooperation with academia.

In the course of training, a visit to community of Studenytsya village of Zhytomyrska oblast was organized with the aim to demonstrate practical results of community based approach implementation. Community activists made a presentation on results they received while cooperation with the Project, answered questions, and shared their plans for further activity of community organization.



Training for trainers included seminar, presentations and a field visit to Studenytsya village of Zhytomyrska oblast

c) Support for research on community based development

With a view of encouraging students to research aspects of community based development, CBA Project launched a competition of students' scientific papers on the related subject. 4 professors were

contracted to evaluate and rank the papers, based on the average score, 20 best papers were defined. Collection of 20 best papers was prepared for publishing, their authors were invited to participate in the summer school "Sustainable Development in Community Participation", scheduled for 6-10 August in Yevpatoriya, AR Crimea. More information about the competition and its winners is available at the web site: <http://cba.org.ua/en/news/1404-2012-06-08-15-05-12>. Collection of best students papers can be viewed at: <http://issuu.com/cbaproject/docs/studentpapers>.

The highest score was received by the paper on "Involving People in Restoring of the Community Infrastructure: What is the Impact?" by Jana Patuk, the student of the Chernihiv State Technological University. The second place was awarded to Yulia Kulik, the student of the Cherkasy State Technological University and her research on "Project on Water Supply System at the Utility Company "Lad" of Svydivotska Village Council (within CBA Project). Among the top three researches was also the paper on "Impact of Participation in CBA Project on Social and Cultural Values of the Communities" by Yulia Shkurko from the Sumy State University.

The papers were evaluated based on the following criteria:

- Relevance of and compliance with the idea of the project (maximum 10 points)
- The scientific level of research: argumentation, thoroughness of analysis (maximum 25 points)
- Systematic and complete description of the topic (maximum 20 points)
- Soundness of conclusions and proposals, innovations (maximum 25 points)
- Possibilities of implementation and practical utility of proposals (maximum 15 points)
- Logic and intelligibility of presentation of materials, scientific style and compliance with academic requirements to paper design (maximum 5 points)

Box – X. Impressions of jury members on students' papers and research

The jury members shared their impressions of student research papers. *"The overall impression about works is very positive. A large variety of topics, approaches and ideas was presented. If even the third part of young scientists proposed initiatives were used in practice it would be a great success and significant contribution to improvement of living standards of Ukrainian communities", - said Yuriy Petrushenko, Ph.D., Associate Professor of Economics at the Sumy State University.*

The jury was particularly impressed how some authors were sincerely concerned about community development issues in Ukraine. *"The impression is that the diversity of subjects, approaches, opinions and links to various sources is a positive indication of the authors' relevant knowledge and skills in analyzing of social processes at the local level. Most of them quite confidently orientate in the issues of community based approach to local development trying to make conclusions and recommendations. I think that this aspect should be expanded in the future facilitating the young people creative scientific understanding of current issues of community activities", - summarized Mr. Sadovenko, the Candidate of Historical Sciences, Associate Professor of Political Sciences of the Academy of Municipal Management.*

"Students' research papers enlightened current regularities of economic, social, environmental threats to community development at the local and regional levels. Some research papers included practical proposals that could be implemented at the local level", - commented Oleksandr Kalinichenko, the Candidate of Economic Sciences, Associate Professor of Economics of Enterprises of the Poltava State Agrarian Academy.

"This competition has shown that besides interest in the problems of sustainable development the students also have deep understanding of the current problems of communities, the ability to combine community development issues with social, economic, cultural, environmental problems of the regions. We were pleasantly surprised by the fact that many students were familiar with the project activities, particularly in their research paper they used successful examples of communities that participated in the Project "CBA to Local Development" finding the ways of solving certain problems of the community, preparing business plans for implementation of the individual community development projects", - said Galina Lutsyshyn, the Candidate of Political Sciences, Assistant Professor of Political Sciences at the National University "Lviv Polytechnics".

"We were also amazed with the diversity of approaches applied to the scientific studies of sustainable community development phenomena in Ukraine and also with the high level of some student research papers", - said the Community Development Specialist Denys Poltavets.

d) Linking Ukrainian academia to global debate on sustainable development

Under initiative of CBA Project, 8 universities were involved in the national awareness raising campaign on Rio+20, namely: Chernihiv state technological university, Poltava state agrarian academy, Kherson agrarian university, Uzhhorod national university, Kharkiv national economic university, Cherkasy state technological university, East-Ukrainian national university and Sumy state university.

Each of these universities organized *Sustainable Development Days* featuring open lectures, presentations, students' debate and other initiatives. Finals of inter-regional debates were organized in Sumy State University during the conference "Economics for Ecology", scheduled for 27-30 April 2012. Opening remarks were delivered by Ms. Ricarda Rieger, country director of UNDP/Ukraine (details in section 10.6 (c) and Annex – VIII).

Conference also hosted the finale of inter-regional debate on sustainable development between students' teams from 8 universities of Ukraine. Debates were organized in each of these 8 universities in framework of national awareness raising campaign held before the global conference on sustainable development known as "Rio+20". 2 teams from Chernihiv Technological University, one team from Kharkiv Economic university and one team from Sumy State University made it to the finals. Kharkiv team won the 'silver' and the winner was decided by the jury unanimously: Sumy state university team.

Pictures from the conference opening and debates are available at [:https://picasaweb.google.com/108202663309480216183/EconomicsForEcologyConferenceAndDebateSumy2728April2012](https://picasaweb.google.com/108202663309480216183/EconomicsForEcologyConferenceAndDebateSumy2728April2012) and Videos of the debates are available at: <http://www.facebook.com/development.edu/videos>



International Conference "Economics for Ecology" and the finals of inter-regional students' debates on sustainable development, Sumy State University

9.3 Knowledge Sharing

Sharing and dissemination of knowledge is the key priority of CBA-II KM component. Responding to frequent requests, CBA often hosts/participates in visits meant for exchange of experience. In the reporting period, following events took place:

- a) Intern from France, Ms. Daria de Lastours, joined CBA team for the period January – June 2012, orientation and field visit to Mykolaiivska oblast were organized to familiarize her with CBA

methodology and its implementation. Ms. Daria made a small research on joint planning aspect of CBA Project implementation. She prepared a paper out of the research a summary of which is given in Annex – IX.

- b) On invitation of European Journalism Centre, to share CBA experience among European journalists, Ms. Ganna Yatsyuk, communications and monitoring specialist of CBA, participated in the seminar “The State of the European Neighbourhood Policy”, held in Brussels on 14-16 May 2012. She presented CBA Project during to the journalists from 15 European countries (including media such as BBC, Gazeta Wyborcza, Czech TV, Fygello, FAZ, etc.). This international seminar covered foreign affairs to discuss EU’s relationship to its neighbouring countries and its commitment to the ENP. Project was presented in framework of the experts’ plenary discussion on the topic Ukraine-EU relations (discussing political and economic ties, EU perspective for Ukraine, trade and investment relations, cultural and social cooperation). The panel was moderated by Gareth Harding, director of the Missouri School of Journalism’s Brussels Program. Other panellists included representatives of the European Commission and Ukraine’s Ministry of Foreign Affairs, Department on Relations with the EU. This presentation served a good purpose in promoting CBA ideology beyond Ukraine.

9.4 Policy Recommendations

CBA Project supported UADRC for development of policy recommendations and amendments to draft *Law on Bodies of Self-Organisation of Population (BSP)*. First draft of the policy recommendation was presented during a roundtable of professionals and policy makers held in May 2012. Comments to the draft are being collected and systematized. The recommendations aim to expand the role of BSP, enhance its administrative and financial authorities.


Chapter Ten

COMMUNICATIONS AND VISIBILITY

CBA Project aims to maximise the level of transparency of its implementation, and strives to involve media to inform about its milestones. Following activities took place during the reporting period in this regard:

10.1 Media Events

During the reporting period, opportunities for organizing public/media events occurred. These were: rayon seminars in the replication rayons, openings of micro-projects, partners' and donors' visits. Media events at local and regional level were often organised in coordination with authorities at the level. Very often the press departments of OSA/OC played significant role in inviting media at the level and coordinating the event. In total, 39 media events took place in the 2nd quarter. Since inception, 331 media events were organized (Table – XV).



Regional teams of CBA involved in organization of celebrations of Europe Day in Zaporizka oblast (left) and Luhanska oblast (right)

Table – XV: Media Events and Media Coverage

SN	Activity	2011	2012		Total
			Q1	Q2	
1	Media events	275	17	39	331
2	Media coverage	1291	393	476	2160
3	Newsletters	71	20	29	120

* Regionwise details are given in Annex – X

CBA Project was invited to participate in the EU Energy Week, organized in framework of the European Village on 18-23 June 2012. CBA presented its achievements on implementation of energy saving and energy efficient projects in rural communities, as well as display the concept and scheme of the “advanced” energy efficiency component, to be implemented within CBA-II.

In order to reflect the visions of young community members on energy efficiency, a competition of posters and slogans was held for pupils of 5-11 year. The best works were exhibited during the Energy Week, on 23 June. Selected posters are published on CBA web site: <http://cba.org.ua/ua/news/announcements/1149--q-q>. and can be viewed at: <https://picasaweb.google.com/108202663309480216183/yhNBMF>



Winners of the competition of posters on energy saving and energy efficiency

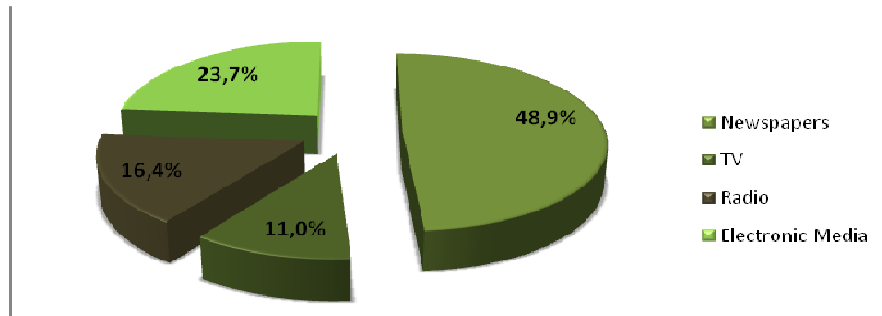


Exhibition of children's posters during Energy Week, European village

10.2 Media Coverage

During the reporting period, 476 cases of media coverage were fixed. The majority of cases are in newspapers (227), followed by electronic media (110), radio (76) and TV (51). Total number of the recorded media coverage since inception of CBA-II is 2160. As illustrated by Chart – III, the majority of coverage comes from printed media (around 49%), followed by electronic media (about 24%). For details, see Annex – X.

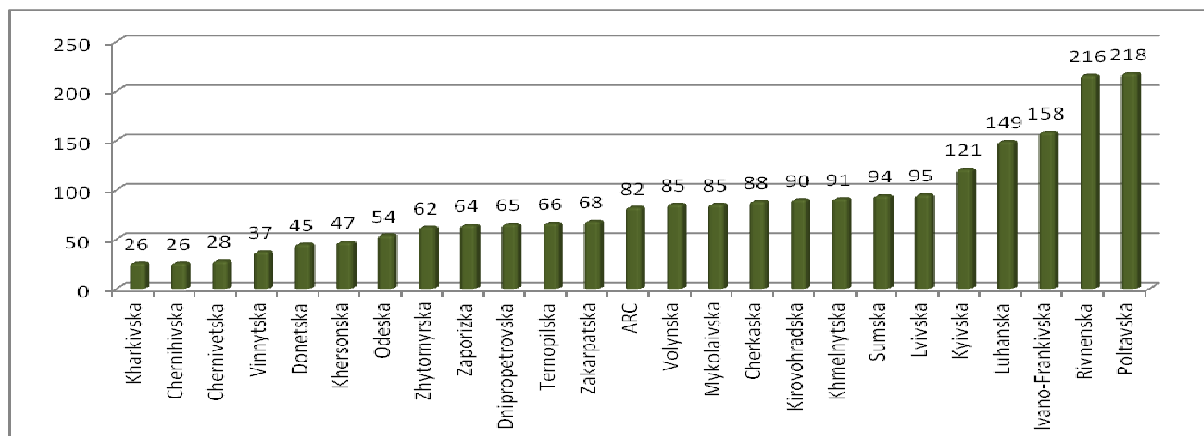
Chart - III: Media Coverage Distribution, 2nd Quarter 2012



In the first quarter, the most media coverage were recorded in Poltavaska, Rivnenska, Ivano-Frankivska, Luhanska and Kyivka oblasts. Chart - IV shows distribution of media coverage activity oblastwise since inception of CBA-II.

Besides the regular and social media, CBA uses other available means of disseminating information. In particular, websites of partner oblast/rayon authorities were linked where possible for disseminating CBA related information, may it be tender or media events or CBA-newsletters. Cooperation of communication departments of these authorities was appreciative. During the 2nd quarter, 265 cases of publications on partners' web-sites were noticed, making it 1026 in total for CBA-II.

Chart - IV: Distribution of Media Coverage by Regions, Since Inception



10.3 CBA in Social Media

CBA page on Facebook (<http://www.facebook.com/cbaproject>) was launched at the end of August 2011, allowing for real time reporting and instant access to information about partners' activities. After the special training module for coordinators of Rayon Community Resource Centres, RCRCs followed the suggestion on creating their pages on Facebook and actively use them to publish and exchange information and experience. As of end of 2nd quarter, 67 RCRCs are part of the virtual network of RCRCs created under initiative of CBA. Full list of RCRCs' Facebook pages is available in Annex – XI.

4 Regional Resource Centres / OIUs have also launched their pages on Facebook: Lvivsky, Luhansky, Volynsky, Vinnytskyi.

10.4 Regional Newsletters

In order to disseminate information about the Project among stakeholders, potential participants and wider public audience, regional implementation units published regular newsletters. During the reporting period, 20 issues of newsletters were published in 14 regions. They were disseminated both electronically (634) and printed copies (2088) according to the distribution lists including regional administrations, regional councils, rayon administrations and councils, village/city councils, local communities, local media, and NGOs. Since inception, 120 issues of regional newsletters were produced, with 16160 hard copies disseminated among stakeholders, and 3794 copies disseminated electronically.

Table – XVI: Distribution of CBA Regional Newsletters*

SN	Issues	2011	2012		Total
			Q1	Q2	
1	No. of issues published	71	20	29	120
2	No. of copies printed & distributed	10020	2088	4052	16160
3	No. of copies sent electronically	2520	634	640	3794

* Oblastwise details in Annex – X

10.5. Communications Activities on RCRCs and COs

Rayon community resource centres and pilot communities of CBA are encouraged to apply in their actions the same principles of transparency and accountability. Thus, many rayon resource centres have adopted the good practice of publishing their news at the RSA/RC web site, and RCRC's Facebook page. Many RCRCs started to issue their own newsletters.



Donors' visibility and transparency in action, Svallyavskiy RCRC of Zakarpatska oblast

In the attempt to provide due level of transparency and accountability, Community organizations regularly inform members of their organization about each step taken by the CO management team. Thus, each CO installs an information board where key information and announcements are placed.



Newsletter of Shumskiy rayon community resource centre, Ternopilka oblast

10.6 Donor/Partner Visits

Regional/local level visits were organised for donors/partners during the reporting period in order to familiarize them with CBA process and results. On the other hand, such visits empower local communities and enhance their confidence to keep undertaking community activities together. Some of the events are mentioned as follows:

- a) On May 18, 2012 in honor of the Europe Day the Head of the European Commission to Ukraine Jose Manuel Pinto-Teixeira visited Vinnytsia Oblast, along with the ambassadors of Austria, the United Kingdom, Denmark, the Netherlands, Romania and Sweden, as well as representatives of the Embassies of the Czech Republic, Germany, Slovakia and Slovenia.



The agenda of EU representatives' visit included along with the participation in celebrating activities also acquaintance with experience of a number of projects supported by EU, including - EU/UNDP Project "CBA to Local Development".

The Delegation met with the community of the village Selysche (Tyvrivsky Rayon) and activists of

the CO "Selysche". They presented the stages of organization development and activities, showed the results of community actions - illuminated streets, heated kindergarten and renovated house of culture. The head of the CO "Selysche" Natalia Postupaylo noted that after participation in the CBA Project the community became "alive", started working, found new donors and successfully implemented several more projects.

The chief of the village Valery Slobodian thanked all the European people, particularly the ambassadors, for their help and emphasized that the community would continue its institutional development and it was ready to share its experiences with others. The Members of the Delegation appreciated the results achieved by the community members. Mr. Teixeira said that he was extremely impressed how effectively the community had used the opportunity not only to receive European funds but also the European experience. He said: *"In this community I've seen the democracy in action!"*



- b) On May 25, 2012 UNDP Resident Representative in Ukraine Mr. Olivier Adam visited Mykolaiv oblast. During his visit he met with government officials of the oblast and Maryivka village community. Mr. Adam also visited Bashtansky Rayon Community Resource Centre.



During his meeting with the First Deputy Head of the Mykolaiv Regional State Administration Gennady Nykolenko and the Head of Mykolaiv Regional Council Igor Diatlov Mr. Adam discussed results and prospects of cooperation between Mykolaiv oblast and UNDP Ukraine in different spheres of activities, including human development, sustainable community development and oblast prospects in social projects of the United Nations, promotion of the local governance reform and social responsibility of businesses.

In the community of the village of Maryivka observed the energy saving measures installed at a school. Head of the CO Larysa Lutskyna said: "Collaboration with the CBA Project has become a happy start for us. It has opened the borders of opportunities. Through our public organization "The Agency for Rural Development" we have got access to useful information and knowledge. In our work all parties win and all receive the benefits. Thus, realizing this fact we all are working together on realisation of the our community development plan".



During his visit to Bashtansky rayon, Mr. Adam visited the Community Resource Centre established at the initiative of the rayon authorities for closer cooperation with communities and donor fund raising. The head of the Bashtansky Rayon State Administration, Ivan Rubskyi said: "The main achievement of our cooperation with EU/UNDP and directly with the CBA Project is that we have managed to mobilize local communities of the rayon that are able to work together and solve common problems on

their own efforts and with the help of the local authorities. We got interested and learned the methodology and experience of the project in 2010 through the creation of the LODF and the Community Resource Center. Thus upon conclusion of the Partnership Agreement with the CBA Project, community organizations have been registered and started their work in all of 19 village councils of the rayon".

- c) On 27 April 2012, Country Director of UNDP Ukraine, Ms Ricarda Rieger, participated in the opening of international conference on sustainable development "Economics for Ecology", organized by Sumy State University under support of EU/UNDP Community Based Approach to Local Development. Over 150 students and young researchers from over 15 countries came to Sumy conference in 27-30 April to present findings of their research on sustainable development.



In her Ricarda Rieger encouraged accelerating the transformation to sustainable development and making economies 'green' now: "The more we postpone the transformation, the higher will be the cost. In the medium and long term, new lifestyles, production and consumption patterns will emerge by necessity". Ms. Rieger also mentioned that Ukraine has the potential to become a regional leader and drive the change to sustainable development.

- d) On May 30, 2012 the Head of the EU Delegation in Ukraine, Ambassador Jose Manuel Pinto Teixeira, as well as ambassadors of Finland, Latvia, Lithuania and representatives of the embassies of Estonia, Austria, Slovakia, Poland, France, Holland and the Great Britain were met at the school of the village Kostiantynivka of Perovsky village council where the ambassadors along with other honorable guests arrived in the framework of the EU/UNDP Project "CBA to Local development- II".



EU and UNDP representatives have been warmly welcomed at Kostiantynivka school. The guests observed the school premises and saw the works completed by the community organization. The Head of the Delegation of the European Union expressed satisfaction to well-organized work of the village community.

"Our objective today is just to put new windows in the school, but in fact the community is doing much more. Such projects constitute the stage of democratic management school which cultivates the European values. When we arrived the students greeted us in three languages - Russian, Ukrainian and Crimean Tatar. You have shown your appreciation of ethical values and tolerance. We have assured that all the activities of the community organization are transparent. I believe in the successful future for the community and the village if you continue your work,"- said Mr. Jose Manuel Pinto Teixeira.

Box – XI. Communities' opinions on donor's visits

"During the visit of foreign guests to our community we encouraged all interested people to participate in the preparations: so many ideas were received regarding organization of fairs, master classes and concerts. We are very pleased that all members of our rural community feel involved in the preparation and worried what impressions will have the guests after the meeting, what they know about us and how can we tell about ourselves. Most importantly, we would like to see people by whose efforts such great projects are being implemented", Reznichenko Lidiya, member of CO "Agency for Rural Development", Maryivka village

"I could never image that visits to the community can be so pleasant. Mr. Adam, UN Resident Coordinator in Ukraine, who has such a high position and a very busy schedule, visited us. It is impressive that he found time to visit meet the community of our small village and talked with us and answered all questions, and he listened to us with interest. Indeed, such meetings stay for a long time in the memory of people", Kovtun Oleksandr, member of CO "Agency for Rural Development".

Chapter Eleven

ADVISORY AND MANAGEMENT

CBA Project is under direct execution of UNDP. UNDP ensures quality of management, resource utilization and timely achievement of results. Besides, partners and donors independently monitor the implementation of CBA Project, and regional/local authorities provide feed-back for effective implementation of the initiative. Following actions took place during the reporting period in respect of project management:

11.1 Annual Review of Project Implementation



Ms Elena Panova, Deputy Country Director of UNDP Ukraine addresses CBA team during the annual review meeting



On June 11-13, a three-days training session for all CBA-II regional coordinators (community development officers) was held in Kyiv. The opening of the training session was attended by Ms Elena Panova, Deputy Country Director of UNDP Ukraine and Ms. Oksana Remiga, Senior Programme Manager of UNDP.

On this occasion, Ms Panova encouraged the CBA regional coordinators and focal points from OSA/OC to speed up the tempo and keep up to the commitment on Project's targets and delivery in each region.

The first part of the Annual review meeting was focused on the analysis of intermediary results of CBA-II implementation and defining main bottle-necks hampering the speed on micro-project preparation and implementation. In a brainstorming mode, regional teams defined best solutions to existing problems and drafted their joint workplan for the second half of the year 2012.

The second half of the meeting was focused on presentation and training of the new components on CBA: Rural economic component (RED), energy efficiency component (EE) and Knowledge management (KM).

11.2 Advisory Support

Advisory support was received from Secretariat of Cabinet of Ministers and EU Delegation Office from time to time. Meetings with them were held in person or communications were made electronically as necessary.

9.9 Financial Management

During the reporting period, estimated expenditure constituted € 938 thousand (US \$ 1,337 thousand). As of 2nd Quarter 2012, total project expenditure was € 2.6 million (US \$ 3.7 million) without encumbrances. Activitywise details are given in Table – XVI below.

Table – XVI: Itemwise Project Budget and Expenditure

SN	Activity	Total Project Budget		Expenditure									
				Sub-Total 2011		Q-1/2012		Q-2/2012		Sub-Total 2012		Total 2011-12	
		Euro '000	US \$ '000	Euro '000	US \$ '000	Euro '000	US \$ '000	Euro '000	US \$ '000	Euro '000	US \$ '000	Euro '000	US \$ '000
1	Human Resource	3511.3	4777.3	507.0	722.3	266.9	380.3	293.6	418.2	560.5	798.5	1,067.6	1,520.7
2	Travel	92.2	125.5	24.8	35.3	14.2	20.2	0.6	0.9	14.8	21.1	39.6	56.4
3	Equipment & Supplies	97.0	131.9	46.5	66.3	3.8	5.3	0.7	0.9	4.4	6.3	50.9	72.5
4	Local Office	1016.3	1382.7	153.9	219.2	24.4	34.8	44.4	63.3	68.9	98.1	222.8	317.3
5	Other Costs & Services	265.1	360.7	47.1	67.1	2.0	2.9	12.4	17.7	14.5	20.6	61.6	87.7
6	Others												
a	Seed grant (social/communal)	4357.8	5929.0	118.9	169.4	154.5	220.0	422.0	601.1	576.4	821.1	695.3	990.5
c	Seed grant (energy efficiency)	5190.0	7061.2	0.0	0.0	0.0	0.0	0.0	0.0	0.0	0.0	0.0	0.0
d	Seed grant (small business)	474.8	646.0	0.0	0.0	0.0	0.0	0.0	0.0	0.0	0.0	0.0	0.0
e	Approach internalisation	367.5	500.0	0.0	0.0	0.0	0.0	0.0	0.0	0.0	0.0	0.0	0.0
f	Curriculum development	96.0	130.6	6.0	8.5	3.4	4.9	0.0	0.0	3.4	4.9	9.4	13.4
g	Training/visits	177.5	241.5	24.9	35.4	1.4	2.0	65.9	93.9	67.3	95.9	92.2	131.3
h	LDF/RCC/Reviw meetings	225.0	306.1	99.8	142.1	5.0	7.1	14.6	20.8	19.6	27.9	119.3	170.0
i	Capacity of CRCs	70.0	95.2	25.1	35.7	0.0	0.0	0.0	0.0	0.0	0.0	25.1	35.7
j	Knowledge Management	65.0	88.4	0.0	0.0	0.0	0.0	22.8	32.4	22.8	32.4	22.8	32.4
7	Continegncy & Administrative	1120.4	1524.3	77.8	110.8	33.3	47.4	61.4	87.4	94.7	134.9	172.5	245.7
	Total	17125.9	23300.4	1131.7	1612.0	508.9	725.0	938.4	1336.7	1,447.3	2,061.7	2,579.0	3,673.7

Chapter Twelve

LESSONS LEARNED AND FUTURE OUTLOOK

12.1 Taking Stock of Experience

Implementation of CBA-II during 2nd quarter of operation has given rise to some valuable experience for consideration. They could be summarized as follows:

(A) Opportunities

- There is a high degree of cooperation and willingness among several regional/rayon partners to replicate CBA methodology with modest financial support and sound technical guidance from the Project;
- A trend has occurred among regional and rayon authorities to approve socio-economic programme and allocate budget in favour of supporting community projects;
- Energy saving occupies highest interest among regional and local partners and is expected to dominate other priority areas;
- Training for focal persons of replication rayons turned out to be a sound tool in handing over to them the community based development methodology and allowing to expect a high degree of motivation and independence of action;
- Creation of the Knowledge Management Hub at Ukrainian Association of District and Regional Councils offers promising scope for sustainability of knowledge management;
- Enthusiasm from academic institutions was found to be high to study CBA methodology in context of sustainable development, giving rise to independent researches on this issue;
- Excellent cooperation was received from partners at all level. Secretariat of Cabinet of Ministers was very effective in guiding the process of implementation.

(B) Challenges

- New rules have been introduced by the government regarding construction/rehabilitation of communal infrastructures. It includes final approval of technical documents from a specific commission, approval of the contractor and permission for the work. These rules are expected to slow down the pace of micro-project implementation;
- Key national events such as Euro 2012 football game and national election affected the pace of project implementation due to temporary shift in priority of human resources and state budget out of local development;

12.2 Outlook for Quarter - III

Following activities will be carried out during the 3rd quarter within the framework of proposed annual workplan:

- Progress will be made towards achievement of target of communal/social infrastructure type micro-projects
- Implementation of methodology replication will be in full swing
- Implementation of energy efficiency component will be in full swing
- Progress will be made towards full scale implementation of rural economic development component
- Knowledge management hub will be established, staff trained, concept of web portal agreed, and its development will be initiated;
- Training of community members, local/regional authorities will continue

- In partnership with academia component: summer school will be held, publication will be published
- Dissemination of information and knowledge sharing activities will gain momentum.

Annex - I (A)
Establishing Partnership: Progress in 2nd Quarter 2012

Oblast	Rayons selection						PA signed by rayons	Rayon seminars	VC/CC selection						PA signed by VC/CC	Community selection			
	Allocated Quota	Application Received	# of rayon selected	CBA-I rayons	New rayons	Rayons in Reserve			Allocated Quota	Application Received	# of VC/CC selected	CBA-I VC/CC	New VC/CC	VCs/CCs in Reserve		Allocated Quota	Community selected	CBA-I communities	New communities
ARC														0		0	0	0	
Cherkaska														0		0	-1	1	
Chernihivska														0		0	0	0	
Chernivetska														0		0	0	0	
Dnipropetrovska														1		1	0	1	
Donetska														1		0	0	0	
I-Frankivska														0		0	0	0	
Kharkivska														0		2	2	0	
Khersonska														0		0	0	0	
Khmelnyska														0		0	0	0	
Kirovohradska														-1		0	0	0	
Kyivska														0		0	0	0	
Luhanska														0		0	0	0	
Lvivska														0		0	0	0	
Mykolaivska														3		3	0	3	
Odeska														0		0	0	0	
Poltavska														0		0	0	0	
Rivnenska														0		0	0	0	
Sumska														0		0	0	0	
Ternopilska														0		0	0	0	
Vinnyska														18		-5	0	-5	
Volynska														0		0	0	0	
Zakarpatska														1		0	0	0	
Zaporizka														0		0	0	0	
Zhytomyrska														0		0	0	0	

Total															23		1	1	0
--------------	--	--	--	--	--	--	--	--	--	--	--	--	--	--	-----------	--	----------	----------	----------

Annex – I (B)
Establishing Partnership: Status as of 2nd Quarter 2012

Oblast	Rayons selection						PA signed by rayons	Rayon seminars	VC/CC selection						PA signed by VC/CC	Community selection			
	Allocated Quota	Application Received	# of rayon selected	CBA-I rayons	New rayons	Rayons in Reserve			Allocated Quota	Application Received	# of VC/CC selected	CBA-I VC/CC	New VC/CC	VCS/CCs in Reserve		Allocated Quota	Community selected	CBA-I communities	New communities
ARC	8	13	8	5	3	2	8	8	32	82	32	9	23	0	32	32	32	9	23
Cherkaska	9	20	9	3	6	3	9	9	39	171	38	3	35	0	38	38	38	4	34
Chernihivska	6	44	6	3	3	3	6	6	25	79	25	3	22	0	25	25	25	3	22
Chernivetska	6	11	6	6	0	3	4	4	24	53	24	5	19	16	24	24	24	5	19
Dnipropetrovska	9	44	9	3	6	2	9	9	37	84	38	6	32	0	39	36	39	5	33
Donetska	10	17	10	4	6	4	10	10	42	109	42	4	38	34	41	42	42	4	38
I-Frankivska	9	17	9	5	4	3	9	9	36	197	36	6	30	0	36	36	36	6	30
Kharkivska	6	46	6	2	4	3	6	6	26	67	26	4	22	18	24	24	26	2	22
Khersonska	8	16	8	4	4	2	8	8	32	73	32	7	25	0	32	32	32	7	25
Khmelnyska	8	20	8	5	3	3	8	8	32	187	32	8	24	33	32	32	32	6	26
Kirovohradska	8	21	8	4	4	5	8	8	33	128	33	8	25	27	33	33	33	8	25
Kyivska	6	15	6	3	3	2	6	6	24	59	24	6	18	12	24	25	24	6	18
Luhanska	9	18	9	3	6	3	9	9	36	98	36	4	32	62	36	36	36	4	32
Lvivska	8	38	8	5	3	3	8	8	38	105	38	8	30	0	38	38	38	8	30
Mykolaivska	9	17	9	4	5	7	9	9	36	125	36	5	31	0	39	36	39	2	34
Odeska	8	23	8	2	6	3	8	8	32	92	32	4	28	24	32	32	32	2	30
Poltavska	8	21	8	3	5	4	8	8	33	95	33	8	25	25	33	33	33	7	26
Rivnenska	8	15	8	4	4	2	8	8	32	145	32	8	24	17	32	32	32	6	26
Sumska	9	18	9	5	4	3	9	9	38	109	38	11	27	0	38	31	38	9	29
Ternopil'ska	9	15	9	5	4	3	9	9	37	165	37	5	32	37	37	37	37	5	32
Vinnyska	6	24	6	4	2	4	6	6	33	72	33	7	26	0	30	33	28	7	21
Volynska	9	16	9	5	4	3	9	9	41	152	41	7	34	26	42	41	41	7	34
Zakarpatska	9	13	9	5	4	3	9	9	36	100	36	8	28	0	37	36	37	8	29
Zaporizka	9	19	9	5	4	3	9	9	36	167	36	12	24	18	36	36	36	18	18

Zhytomyrska	6	36	6	3	3	0	6	6	24	84	24	2	22	12	24	24	24	2	22
Total	200	557	200	100	100	76	200	200	835	2798	836	158	678	361	836	835	834	151	683

Annex – II (A)
Establishing Support Structures: Progress in 2nd Quarter 2012

Oblast	CO Formation							LDF				RCC		Resource Centre		
	Allocated Quota	CO Formed	Target HH	Participated HHs	Total Members	Male	Female	LDF grafted from CBA-I	New LDF formed	Total LDF	LDF sittings	RCC Grafted	RCC sittings	Rayon RC grafted	Rayon RC new	Total
ARC	32	0	3862	2313	28567	13747	14820	0	0	0	2	0	0	0	0	0
Cherkaska	38	0	8198	7993	7993	3499	4494	0	0	0	28	0	1	0	0	0
Chernihivska	25	0	1873	5423	2665	1419	1246	0	0	0	8	1	1	0	0	0
Chernivetska	24	0	60	17884	-1136	-568	-568	0	0	0	6	0	0	0	0	0
Dnipropetrovska	36	0	0	0	0	0	0	0	0	0	10	0	0	0	0	0
Donetska	42	3	12720	10889	10359	4549	6342	0	0	0	8	0	0	0	0	0
I-Frankivska	36	0	0	0	0	0	0	0	0	0	9	0	0	0	0	0
Kharkivska	24	0	0	0	0	0	0	0	0	0	2	0	0	0	0	0
Khersonska	32	4	1577	1326	3380	1398	1982	0	0	0	12	0	0	0	0	0
Khmelnyska	32	0	0	0	0	0	0	0	0	0	2	0	0	0	2	2
Kirovohradska	33	1	392	101	8093	3402	4691	0	0	0	9	0	1	0	2	2
Kyivska	25	0	0	0	0	0	0	0	0	0	7	0	0	0	0	0
Luhanska	36	0	-172	1542	3605	1334	2271	0	0	0	7	0	0	0	0	0
Lvivska	38	2	638	577	577	235	342	0	0	0	6	0	1	0	0	0
Mykolaivska	36	3	916	807	806	348	458	0	0	0	9	0	0	0	0	0
Odeska	32	0	0	0	0	0	0	0	0	0	3	0	1	0	0	0
Poltavska	33	0	1414	1327	13005	5904	7101	0	0	0	6	0	0	0	0	0
Rivnenska	32	0	0	0	0	0	0	0	0	0	24	0	0	0	0	0
Sumska	31	0	2647	2459	2449	1067	1382	0	0	0	12	0	0	0	0	0
Ternopilka	37	0	986	935	1107	472	635	0	0	0	12	0	1	0	0	0
Vinnyska	33	0	0	0	0	0	0	0	0	0	5	0	1	0	2	2
Volynska	41	0	860	860	12242	3806	8436	0	3	3	3	0	0	0	0	0
Zakarpatska	36	2	453	363	444	221	223	0	0	0	0	0	1	0	0	0
Zaporizka	36	0	0	456	2910	1130	1780	0	0	0	0	0	0	0	0	0
Zhytomyrska	24	0	0	0	0	0	0	0	0	0	6	0	1	0	0	0
Total	835	10	36361	55255	91932	39071	52801	0	3	3	196	1	9	0	6	6

Annex – II (B)
Establishing Support Structures: Status as of 2nd Quarter 2012

Oblast	CO Formation							LDF				RCC		Resource Centre		
	Allocated Quota	CO Formed	Target HH	Participated HHs	Total Members	Male	Female	LDF grafted from CBA-I	New LDF formed	Total LDF	LDF sittings	RCC grafted	RCC sittings	Region RC (grafted)	Rayon RC new	Rayon RC Total
ARC	32	32	13734	12172	41637	19259	22378	5	3	8	8	1	1	5	3	8
Cherkaska	38	38	10481	10153	11813	5290	6523	3	6	9	37	1	2	3	6	9
Chernihivska	25	25	13470	12122	26869	13353	13516	3	3	6	21	1	1	3	3	6
Chernivetska	24	24	19505	19324	19505	8719	10786	6	0	6	12	0	0	6	0	6
Dnipropetrovska	36	39	5859	2879	7484	2824	4660	3	6	9	27	1	2	3	6	9
Donetska	42	42	28158	24022	24417	10453	13964	4	6	10	26	0	0	4	6	10
I-Frankivska	36	36	7320	5927	5936	2600	3336	5	4	9	24	1	1	5	4	9
Kharkivska	24	24	1224	1053	1053	385	668	2	4	6	17	1	1	2	4	6
Khersonska	32	32	6679	5583	15676	7002	8674	4	4	8	32	1	1	4	4	8
Khmelnyska	32	32	12393	10354	11077	4070	7007	5	3	8	24	1	1	5	3	8
Kirovohradska	33	35	8524	4992	13402	5467	7935	4	4	8	29	1	2	4	4	8
Kyivska	25	24	11768	9974	10020	4218	5802	3	3	6	25	1	1	3	3	6
Luhanska	36	36	20917	14987	21154	8335	12819	3	6	9	20	1	2	3	6	9
Lvivska	38	38	17418	11298	11682	5242	6440	5	3	8	19	1	2	5	3	8
Mykolaivska	36	39	11633	7016	7993	3097	4896	4	5	9	23	1	1	4	5	9
Odeska	32	32	9147	7078	8511	3488	5023	2	6	8	15	1	3	2	3	5
Poltavska	33	33	8770	7541	19219	8697	10522	3	5	8	25	1	2	3	5	8
Rivnenska	32	32	14357	12166	18431	8694	9737	4	4	8	44	0	0	4	4	8
Sumska	31	38	6942	6476	6476	2786	3690	5	4	9	30	1	1	5	4	9
Ternopil'ska	37	37	12865	12694	33822	15575	18247	5	4	9	29	1	1	5	4	9
Vinnytska	33	6	3309	704	744	286	458	4	2	6	10	1	1	4	2	6
Volynska	41	39	9892	9892	21386	7863	13523	5	4	9	13	1	2	5	4	9
Zakarpatska	36	37	35815	29149	29230	9704	19526	5	4	9	27	1	1	5	4	9
Zaporizka	36	36	2158	2012	5725	2388	3337	5	4	9	28	1	1	5	4	9
Zhytomyrska	24	24	9680	2520	3825	1591	2234	3	3	6	12	1	1	3	3	6
Total	835	810	301955	242088	376086	160384	215500	100	100	200	575	22	31	100	96	196

Annex – II (C)

CO Formalization Progress

Region	During 2 nd Quarter 2012					Total Since Inception				
	ACMB	Public organization	BSP	Cooperatives	Other	ACMB	Public organization	BSP	Cooperatives	Other
ARC	0	-8*	1	0	0	0	26	6	0	0
Cherkaska	0	-1*	0	0	0	0	38	0	0	0
Chernihivska	0	0	0	0	0	0	25	0	0	0
Chernivetska	0	0	0	0	0	0	24	0	0	0
Dnipropetrovska	0	1	0	0	0	0	31	0	0	8
Donetska	0	2	0	0	0	0	42	0	0	0
I-Frankivska	0	0	0	0	0	0	36	0	0	0
Kharkivska	0	0	0	0	0	0	24	0	0	0
Khersonska	0	2	2	0	0	0	29	2	0	0
Khmelnyska	0	0	0	0	0	0	32	0	0	0
Kirovohradska	0	1	0	0	0	0	35	0	0	0
Kyivska	0	0	0	0	0	0	24	0	0	0
Luhanska	0	0	0	0	0	0	36	0	0	0
Lvivska	0	2	0	0	0	0	30	2	0	6
Mykolaivska	0	3	0	0	0	0	35	0	2	2
Odeska	0	17	8	0	0	0	18	14	0	0
Poltavska	0	0	0	0	0	0	33	0	0	0
Rivnenska	0	0	0	0	0	0	32	0	0	0
Sumska	0	0	0	0	0	0	38	0	0	0
Ternopil'ska	0	13	0	0	0	0	35	2	0	0
Vinnyska	0	0	0	0	0	0	6	0	0	0
Volynska	0	3	0	0	0	0	37	2	0	0
Zakarpatska	0	1	0	0	0	0	37	0	0	0
Zaporizka	0	0	0	0	0	0	34	0	2	0
Zhytomyrska	0	0	0	0	0	0	13	0	0	0
Total	0	36	11	0	0	0	750	28	4	16

*data amended

Annex – III(A)
Capacity Building: Progress in 2nd Quarter 2012

Oblast	Training																			
	No. of Trainings	Type of Training									Participants (with repetition)					Participants (without repetition)				
		CO Management	Financial Mgmt.	Planning	MP - Preparation	MP Implementation	PAS	Public Audit	MP-handover & Sustainability	Other	Male	Female	Total	CO-members	Authorities	Male	Female	Total	CO-members	Authorities
ARC	13	0	0	0	0	0	5	8	0	0	62	74	136	98	38	25	30	54	39	15
Cherkaska	18	0	0	0	9	9	0	0	0	0	13	28	41	41	0	5	11	16	16	0
Chernihivska	3	0	0	0	0	0	3	0	0	0	0	0	0	0	0	0	0	0	0	0
Chernivetska	3	0	0	3	0	0	0	0	0	0	0	0	0	0	0	0	0	0	0	0
Dnipropetrovska	10	1	1	1	0	7	0	0	0	0	35	100	135	94	41	14	40	54	38	16
Donetska	4	0	0	0	0	1	0	1	2	0	30	70	100	72	28	12	28	40	29	11
I-Frankivska	5	0	0	0	1	4	0	0	0	0	32	95	127	118	9	13	38	51	47	4
Kharkivska	0	0	0	0	0	0	0	0	0	0	0	0	0	0	0	0	0	0	0	0
Khersonska	0	0	0	0	0	0	0	0	0	0	0	0	0	0	0	0	0	0	0	0
Khmelnyska	2	0	0	0	0	2	0	0	0	0	22	34	56	43	13	9	14	22	17	5
Kirovohradska	15	0	0	0	0	8	5	1	1	0	88	148	236	210	26	35	59	94	84	10
Kyivska	6	0	0	0	0	0	6	0	0	0	71	104	175	134	41	28	42	70	54	16
Luhanska	6	0	0	0	3	3	0	0	0	0	14	30	44	30	14	6	12	18	12	6
Lvivska	0	0	0	0	0	0	0	0	0	0	0	0	0	0	0	0	0	0	0	0
Mykolaiivska	0	0	0	0	0	0	0	0	0	0	0	0	0	0	0	0	0	0	0	0
Odeska	12	1	0	0	0	3	8	0	0	0	18	39	57	42	15	7	16	23	17	6
Poltavska	4	0	0	0	0	4	0	0	0	0	54	51	105	69	36	22	20	42	28	14
Rivnenska	8	0	0	0	0	8	0	0	0	0	74	164	238	162	76	30	66	95	65	30
Sumska	0	0	0	0	0	0	0	0	0	0	0	0	0	0	0	0	0	0	0	0
Ternopil'ska	5	0	0	0	0	3	2	0	0	0	27	57	84	60	24	11	23	34	24	10
Vinnyska	5	1	0	3	0	0	1	0	0	0	32	63	95	55	40	13	25	38	22	16
Volynska	4	0	0	1	3	0	0	0	0	0	11	19	30	27	3	4	8	12	11	1
Zakarpatska	9	0	0	0	0	0	9	0	0	0	116	118	234	186	48	46	47	94	74	19
Zaporizka	15	0	0	0	0	0	0	3	3	0	159	291	450	267	183	64	116	180	107	73
Zhytomyrska	6	0	3	3	0	0	0	0	0	0	33	56	89	57	32	13	22	36	23	13
Total	144	3	4	11	16	52	39	13	6	0	891	1541	2432	1765	667	356	616	973	706	267

Annex – III(B)
Capacity Building: Status as of 2nd Quarter 2012

Oblast	Training																			
	No. of Trainings	Type of Training									Participants (with repetition)					Participants (without repetition)				
		CO Management	Financial Mgmt.	Planning	MP - Preparation	MP Implementation	PAS	Public Audit	MP-handover & Sustainability	Other	Male	Female	Total	CO-members	Authorities	Male	Female	Total	CO-members	Authorities
ARC	44	8	8	4	0	4	8	8	3	1	502	734	1236	1053	183	121	253	373	271	102
Cherkaska	48	9	9	9	9	9	0	0	0	3	99	162	261	139	122	91	145	236	114	122
Chernihivska	31	6	6	6	0	0	12	0	0	1	96	127	223	205	18	96	137	233	215	18
Chernivetska	18	6	6	6	0	0	0	0	0	0	98	157	255	240	15	49	79	128	120	8
Dnipropetrovska	48	7	7	11	0	10	39	0	0	1	181	560	741	575	166	118	333	451	403	49
Donetska	52	10	10	10	0	6	6	6	2	2	475	1038	1513	977	536	96	250	346	136	210
I-Frankivska	57	9	9	9	1	10	18	0	0	1	310	527	837	662	175	104	185	289	250	39
Kharkivska	18	6	6	6	0	0	0	0	0	0	103	121	224	192	32	71	79	150	132	18
Khersonska	48	8	8	8	0	8	10	6	0	0	254	341	595	349	246	189	244	432	278	155
Khmelnyska	35	8	8	9	0	6	4	0	0	0	126	216	342	249	93	105	131	234	192	43
Kirovohradska	45	8	8	11	0	8	8	1	1	0	243	372	615	511	104	168	250	417	337	80
Kyivska	30	6	6	6	0	6	6	0	0	0	293	472	765	581	184	152	228	379	313	66
Luhanska	56	14	14	8	8	8	4	0	0	0	152	336	488	380	108	124	274	398	316	82
Lvivska	31	10	10	10	0	0	0	0	0	1	365	485	850	700	150	203	270	472	402	70
Mykolaivska	42	9	9	9	0	9	0	3	3	0	302	414	716	585	131	105	151	256	211	45
Odeska	35	8	8	8	0	3	8	0	0	0	161	309	470	359	111	87	171	258	209	49
Poltavska	42	8	8	8	0	8	9	0	0	1	483	478	961	728	233	164	149	313	197	116
Rivnenska	40	8	8	8	0	8	8	0	0	0	470	653	1123	833	290	187	291	477	352	126
Sumska	27	9	9	9	0	0	0	0	0	0	344	422	766	609	157	79	91	170	132	39
Ternopilka	35	8	8	8	0	5	6	0	0	0	222	365	587	409	178	99	158	257	177	80
Vinnyska	18	4	4	4	0	2	4	0	0	0	118	177	295	200	95	99	139	238	167	71
Volynska	33	11	10	9	3	0	0	0	0	0	157	218	375	316	59	66	96	162	129	33
Zakarpatska	54	11	11	11	0	11	9	0	0	1	622	776	1398	1074	324	266	314	581	458	122
Zaporizka	160	28	28	28	0	10	31	32	3	0	812	1333	2145	1707	438	312	541	852	605	248
Zhytomyrska	16	6	6	3	0	0	0	0	0	1	84	166	250	182	68	33	72	106	85	21
Total	1063	225	224	218	21	131	163	56	12	13	7072	10959	18031	13815	4216	3217	5055	8273	6244*	2029**

* Includes 51 project staffs ** Includes 19 project staffs and excludes 75 authorities

Annex – IV
Sectoral Distribution of Community Priorities

Regions	No. of Target CDP	During 2 nd Quarter 2012								Total Since Inception							
		No of COs with CDP prepared/granted	Sectoral Distribution of Community Priorities					Mainstreaming of Plan		No of COs with CDP prepared/granted	Sectoral Distribution of Community Priorities					Mainstreaming of Plan	
			Health post	Water Supply	Energy Saving	Environment	Total	Approved by VCs/CCs	Approved at LDF		Health post	Water Supply	Energy Saving	Environment	Total	Approved by VCs/CCs	Approved at LDF
ARC	32	0	1	0	-1	0	0	0	8	32	3	4	25	0	32	32	32
Cherkaska	38	27	11	1	15	0	27	26	26	38	12	1	25	0	38	38	38
Chernihivska	25	0	0	0	0	0	0	3	9	25	2	2	21	0	25	25	23
Chernivetska	24	24	3	3	18	0	24	24	20	24	3	3	18	0	24	24	20
Dnipropetrovska	39	2	0	0	2	0	2	2	6	39	2	0	37	0	39	39	38
Donetska	42	16	2	2	12	0	16	14	14	32	4	2	24	0	32	31	30
I-Frankivska	36	0	0	0	0	0	0	0	0	36	10	7	17	2	36	36	36
Kharkivska	26	0	0	0	0	0	0	0	0	26	3	0	22	1	26	24	2
Khersonska	32	1	0	1	0	0	1	8	14	32	1	10	17	0	32	35	26
Khmelnitska	32	5	1	1	3	0	5	5	5	32	2	2	28	0	32	32	32
Kirovohradska	33	0	0	-2	2	0	0	0	0	33	2	1	30	0	33	33	33
Kyivska	24	0	0	0	0	0	0	0	0	24	5	1	18	0	24	24	24
Luhanska	36	1	1	0	0	0	1	0	0	37	8	1	27	1	37	36	36
Lvivska	38	20	0	1	19	0	20	20	17	37	2	1	34	0	37	37	30
Mykolaivska	36	3	0	0	3	0	3	2	2	39	2	8	29	0	39	39	38
Odeska	32	0	0	0	0	0	0	0	0	32	1	7	22	2	32	18	2
Poltavska	33	0	0	0	0	0	0	0	0	33	1	8	24	0	33	33	33
Rivnenska	32	0	0	0	0	0	0	0	0	32	3	2	24	0	32	32	32
Sumska	38	0	-1	0	1	0	0	0	0	38	3	14	21	0	38	38	38
Ternopiiska	37	0	0	0	0	0	0	28	21	37	2	1	33	1	37	37	30
Vinnitska	33	2	0	0	2	0	2	0	0	18	0	0	8	0	18	8	8
Volynska	41	16	5	-3	14	0	16	14	28	41	12	-2	35	0	41	41	41
Zakarpatska	37	1	0	0	1	0	1	1	1	37	4	2	31	0	37	37	37
Zaporizka	36	0	0	0	0	0	0	0	0	36	0	11	25	0	36	36	10
Zhytomyrska	24	8	1	4	3	0	8	16	0	24	4	4	8	0	24	24	0

Total	836	126	24	8	94	0	126	163	169	791	91	90	603	7	791	789	665
--------------	------------	------------	-----------	----------	-----------	----------	------------	------------	------------	------------	-----------	-----------	------------	----------	------------	------------	------------

Annex – V(A)
Micro-projects: Status as of 2nd Progress in 2nd Quarter 2012

	Target number of MPPs	MPPs Approved by CBA	Cost Sharing of Approved MP's (thousands, UAH)							Sectoral Distribution of Approved MPPs					Beneficiary Population (thousands)			Beneficiary Institution		
			COs	VC/CC	Rayon Authority	Regional Authority	Private sector	CBA	Total	Health	Energy saving	Water Supply	Environment	Total	Total	Male	Female	Hospitals	Schools/Kindergartens	Community
ARC	32	19	258124	745501	621199	130395	30764	1484393	3270376	2	14	3	0	19	25,7	12,2	13,5	2	14	3
Cherkaska	38	20	173579	783193	300122	131690	247243	1373260	3009087	3	17	0	0	20	25,5	11,6	13,9	3	9	8
Chernihivska	25	8	76120	2500	580389	0	0	597341	1256350	2	6	0	0	8	4,6	2,2	2,4	3	4	1
Chernivetska	24	1	15431	0	72523	0	0	80200	168154	0	1	0	0	1	2,4	1,2	1,2	0	1	0
Dnipropetrovska	39	19	173052	495869	575807	674786	37736	1422627	3379877	1	18	0	0	19	25,2	11,7	13,5	1	11	7
Donetska	42	17	151639	200052	1190389	0	50000	1334576	2926656	3	12	2	0	17	31,2	14,5	16,7	3	10	4
I-Frankivska	36	16	169524	111885	1268367	0	0	1249225	2799001	1	12	3	0	16	16	7,4	8,6	1	12	3
Kharkivska	26	10	92899	366352	360624	0	0	748875	1568750	2	7	0	1	10	11	5,5	5,5	2	5	3
Khersonska	32	11	113867	437538	411178	0	0	880000	1842583	0	7	4	0	11	9,5	4,2	5,3	0	7	4
Khmelnyska	32	12	222649	129579	1293972	0	77068	961900	2685168	0	11	1	0	12	7,5	3,2	4,3	0	10	2
Kirovohradska	33	12	90213	261078	485000	0	55130	848070	1739491	1	11	0	0	12	15,6	6,7	8,9	1	11	0
Kyivska	24	14	114893	103993	865744	0	112238	1068644	2265512	4	10	0	0	14	10,9	5	5,9	4	9	1
Luhanska	36	9	177026	303435	1992944	0	19112	933349	3425866	-2	11	1	-1	9	12,4	5,9	6,5	-2	9	2
Lvivska	38	22	220867	243522	1736543	0	27000	1513213	3741145	2	20	0	0	22	20,9	9,4	11,5	2	19	1
Mykolaivska	36	11	252678	228572	581793	0	33896	847502	1944441	0	7	4	0	11	13,6	5,9	7,7	0	7	4
Odeska	32	10	137033	266163	525230	0	0	799504	1727930	0	7	3	0	10	14,3	6,1	8,2	0	7	3
Poltavska	33	10	111084	127513	379001	480021	26170	796316	1920105	0	8	2	0	10	10	5,7	4,3	0	6	4
Rivnenska	32	13	135967	70098	1096514	0	0	1038913	2341492	1	11	1	0	13	10,6	5,1	5,5	1	11	1
Sumska	38	12	709825	564539	238188	89676	0	850754	2452982	0	7	5	0	12	5,2	2,3	2,9	0	4	8
Ternopil'ska	37	17	319784	15000	1321025	0	30000	1361466	3047275	1	15	1	0	17	12,7	6	6,7	1	15	1
Vinnyska	33	0	0	0	0	0	0	0	0	0	0	0	0	0	0	0	0	0	1	0
Volyn'ska	41	23	201677	197775	1037600	553550	0	1702080	3692682	4	19	0	0	23	12,9	5,9	7	5	16	2
Zakarpatska	37	15	116510	520298	579235	0	0	1048989	2265032	0	14	1	0	15	18,1	8,5	9,6	2	10	2
Zaporizka	36	17	195664	361200	965995	0	126829	1197453	2847141	1	13	3	0	17	26,5	12,2	14,3	1	8	8
Zhytomyrska	24	0	0	0	0	0	0	0	0	0	0	0	0	0	0	0	0	0	0	0
Total	836	318	3351861	4552132	15510517	1783492	546233	19168155	44912391	26	258	34	0	318	264,1*	121,9	142,2	30	216	72

*Includes rounding error. Actual figure is 263,717

Annex – V(A)

Micro-projects: Status as of 2nd Quarter 2012

	Target number of MPPs	MPPs Approved by CBA	Cost Sharing of Approved MPPs (thousands, UAH)							Sectoral Distribution of Approved MPPs					Beneficiary Population (thousands)			Beneficiary Institution		
			COs	VC/CC	Rayon Authority	Regional Authority	Private sector	CBA	Total	Health	Energy saving	Water Supply	Environment	Total	Total	Male	Female	Hospitals	Schools/kindergartens	Community
ARC	32	23	313056	945255	965431	130395,00	30764	1799024	4183925	2	18	3	0	23	30,2	14,3	15,9	2	18	3
Cherkaska	38	24	245372	933368	344561	146231	296189	1634060	3599781	3	21	0	0	24	30,1	13,7	16,4	3	13	8
Chernihivska	25	20	319816	104900	1658873	0	0	1537411	3621000	3	16	1	0	20	17,9	8,5	9,4	4	14	2
Chernivetska	24	1	15431	0	72523	0	0	80200	168154	0	1	0	0	1	2,4	1,2	1,2	0	1	0
Dnipropetrovska	39	30	271063	921498	909309	837686	66092	2199780	5205428	1	29	0	0	30	38,4	17,7	20,7	1	18	11
Donetska	42	30	264362	1247367	1262389	0	50000	2343582	5167700	4	24	2	0	30	63,1	28,9	34,2	4	22	4
I-Frankivska	36	32	350938	156684	2420491	0	0	2511615	5439728	4	25	3	0	32	46,8	20	26,8	4	25	3
Kharkivska	26	19	198646	435627	838651	0	0	1385678	2858602	3	15	0	1	19	19,4	9,6	9,8	3	13	3
Khersonska	32	23	219353	1131384	668678	0	0	1802659	3822074	1	16	6	0	23	19	8,6	10,4	1	16	6
Khmelnyska	32	21	373418	312811	2320571	0	273635	1663604	4944039	0	20	1	0	21	16,1	7,2	8,9	0	19	2
Kirovohradska	33	21	238010	453078	1179400	0	137415	1614370	3622273	2	19	0	0	21	25,3	11	14,3	2	19	0
Kyivska	24	20	165984	191712	1143883	0	206875	1545422	3253876	4	16	0	0	20	18,3	8,3	10	4	15	1
Luhanska	36	30	412203	358435	3776912	0	134187	2349845	7031582	4	25	1	0	30	42	19,4	22,6	4	22	4
Lvivska	38	31	292130	406808	2240777	0	43000	2097599	5080314	2	29	0	0	31	31,4	14,3	17,1	2	27	2
Mykolaivska	36	21	419861	380580	1253618	0	41688	1635132	3730879	1	15	5	0	21	26	11	15	1	15	5
Odeska	32	11	157340	298163	600230	0	0	879504	1935237	0	8	3	0	11	15,5	6,6	8,9	0	8	3
Poltavska	33	29	302900	248670	1409155	1230603	26170	2192835	5410333	1	21	7	0	29	24,6	12,3	12,3	1	15	13
Rivnenska	32	21	253920	172098	1509234	0	0	1630630	3565882	1	19	1	0	21	26,9	12,6	14,3	2	18	1
Sumska	38	21	1213926	1014505	774950	199310	0	1515129	4717820	0	13	8	0	21	9,1	4	5,1	0	6	15
Ternopil'ska	37	28	553517	58212	2090286	0	84841	2219551	5006407	1	26	1	0	28	22,1	10,6	11,5	1	26	1
Vinnyska	33	4	26697	35803	172072	0	29160	239945	503677	0	4	0	0	4	1,7	0,8	0,9	0	2	2
Volynska	41	37	349653	335175	1770150	791200	0	2561290	5807468	6	31	0	0	37	20,3	8,9	11,4	7	28	2
Zakarpatska	37	25	302656	1304198	1388091	0	68617	1925400	4988962	2	22	1	0	25	37,1	17,6	19,5	4	19	2
Zaporizka	36	24	274523	439191	1326203	0	191875	1709334	3941126	1	19	4	0	24	33,2	15,2	18	1	10	13
Zhytomyrska	24	0	0	0	0	0	0	0	0	0	0	0	0	0	0	0	0	0	0	0
Total	836	546	6656531	9901999	29127573	3058799	1353555	36103104	86201561	46	452	47	1	546	539	246	293	51	389	106

Annex – VI
Micro-project Completion

Region	Progress During 2 nd Quarter 2012				Total Since Inception			
	Operation and maintaince fund created	Works done	Public audit held	Handover	Operation and maintaince fund created	Works done	Public audit held	Handover
ARC	21	0	0	0	27	1	0	0
Cherkaska	34	2	2	2	48	3	3	3
Chernihivska	6	0	0	0	20	0	0	0
Chernivetska	0	0	0	0	0	0	0	0
Dnipropetrovska	2	8	0	0	39	10	0	0
Donetska	14	0	0	0	29	4	4	4
I-Frankivska	0	0	0	0	0	0	0	0
Kharkivska	0	0	0	0	2	0	0	0
Khersonska	0	0	0	0	4	1	0	0
Khmelnyska	14	1	1	0	22	1	1	0
Kirovohradska	20	3	3	0	20	3	3	0
Kyivska	16	0	0	0	23	0	0	0
Luhanska	12	10	10	10	30	10	10	10
Lvivska	10	0	0	0	10	0	0	0
Mykolaivska	25	5	9	5	35	5	9	5
Odeska	5	0	0	0	5	0	0	0
Poltavska	13	0	0	0	33	0	0	0
Rivnenska	18	2	2	2	26	2	2	2
Sumska	12	0	0	0	21	0	0	0
Ternopilska	0	3	0	0	0	3	0	0
Vinnyska	0	0	0	0	0	0	0	0
Volynska	33	3	0	0	41	3	0	0
Zakarpatska	14	0	1	0	25	3	2	1
Zaporizka	0	0	0	0	21	0	0	0
Zhytomyrska	0	0	0	0	0	0	0	0
Total	269	37	28	19	481	49	34	25

Annex –VII (B)
Establishing Partnership (Replication): As of 2nd Quarter 2012

Oblast	Allocated quota	Rayons selection			PA signed by rayons	Rayon seminars	VC/CC selection			VC/CC level seminar	PA signed by VC/CC	Community selection			CO Formation						LDF				Training			RCRC			CDPs												
		# of rayon selected	CBA-I rayons	New rayons			# of VC/CC selected	CBA-I VC/CC	New VC/CC			Community selected	CBA-I communities	New communities	COs formed/granted	COs enrolled at VC/CC	CO legally registered	Target HH	Participated HHs	Total Members	LDF grafted from CBA-I	New LDF formed	Total LDF	LDF sittings	Number of Training	CO-members (with repetition)	Authorities (with repetition)	RCRC grafted	New RCRC	Total	# of CDPs	CDPs approved at VC/CC	CDPs approved at LDFs										
ARC	0	0	0	0	0	0	0	0	0	0	0	0	0	0	0	0	0	0	0	0	0	0	0	0	0	0	0	0	0	0	0	0	0	0	0	0	0	0	0	0	0		
Cherkaska	4	4	2	2	4	4	16	5	11	16	16	16	5	11	16	16	13	4500	4050	4050	2	2	4	16	20	48	29	2	2	4	2	2	4	2	2	2	2	2	2				
Chernihivska	0	0			0	0	0								0	0	0	0	0	0																					0		
Chernivetska	2	2	2	0	0	2	0	0	0	0	0	0	0	0	0	0	0	0	0	0	0	0	0	0	0	0	0	0	0	0	0	0	0	0	0	0	0	0	0	0	0		
Dnipropetrovska	4	4	1	3	4	4	17	2	15	17	17	17	2	15	0	0	0	0	0	0	1	3	4	0	0	0	0	1	3	4	0	0	0	0	0	0	0	0	0	0	0		
Donetska	2	2	1	0	1	2	4	1	3	4	4	4	0	4	4	4	0	0	0	0	1	0	1	2	3	46	14	1	0	1	0	0	1	0	0	0	0	0	0	0	0		
I-Frankivska	4	4	3	1	4	4	16	0	16	16	16	16	2	14	14	0	0	0	0	0	0	0	0	0	0	0	0	0	0	0	0	0	0	0	0	0	0	0	0	0	0	0	
Kharkivska	0	0	0	0	0	0	0	0	0	0	0	0	0	0	0	0	0	0	0	0	0	0	0	0	0	0	0	0	0	0	0	0	0	0	0	0	0	0	0	0	0	0	
Khersonska	2	2	1	1	2	2	9	4	5	9	0	9	4	5	9	9	9	1942	1259	1454	0	0	0	0	6	52	58	0	0	0	0	0	0	0	0	0	0	0	0	0	0	0	
Khmelnyska	2	2	0	2	2	2	8	0	8	4	4	8	0	8	0	0	0	0	0	0	0	0	0	0	0	0	0	0	0	0	0	0	0	0	0	0	0	0	0	0	0	0	
Kirovohradska	4	4	1	3	4	4	16	2	14	16	16	16	2	14	2	2	2	2557	641	657	1	3	4	4	0	0	0	1	3	4	0	0	0	0	0	0	0	0	0	0	0		
Kyivska	2	2	2	0	2	2	8	2	6	8	8	8	2	6	3	3	0	0	0	0	2	0	2	2	5	40	10	2	0	2	0	0	2	0	0	0	0	0	0	0	0		
Luhanska	4	4	2	2	4	4	16	5	11	12	16	16	4	12	16	16	16	6511	4884	7240	2	2	4	5	12	95	28	2	2	4	0	0	0	0	0	0	0	0	0	0	0		
Lvivska	4	4	0	4	4	4	16	0	16	4	0	0	0	0	0	0	0	0	0	0	0	0	0	0	0	0	0	0	0	0	0	0	0	0	0	0	0	0	0	0	0	0	
Mykolaivska	3	3	0	3	3	3	12	0	12	12	12	12	0	12	8	8	8	2895	2362	2430	0	3	3	3	9	193	24	0	3	3	12	12	12	12	12	12	12	12	12	12			
Odeska	3	3	2	1	3	3	8	3	5	8	0	0	0	0	0	0	0	0	0	0	2	0	2	1	4	0	0	2	0	2	0	0	2	0	0	0	0	0	0	0	0		
Poltavska	3	3	1	2	3	4	12	3	9	12	9	9	3	6	0	0	0	0	0	0	0	0	0	0	0	0	0	1	0	1	0	0	1	0	0	0	0	0	0	0	0		
Rivnenska	3	3	2	1	3	3	8	4	4	4	8	8	4	4	4	4	903	838	838	2	1	3	3	0	0	0	2	1	3	0	0	0	0	0	0	0	0	0	0	0	0		
Sumska	3	3	3	0	3	3	8	5	3	6	8	6	4	2	6	6	6	515	475	475	0	0	0	0	0	0	0	0	0	0	0	0	0	0	0	0	0	0	0	0	0	0	
Ternopil'ska	4	4	2	2	4	3	16	2	14	13	13	12	2	10	12	12	1022	766	766	2	1	3	3	9	99	46	1	1	2	12	12	0	0	0	0	0	0	0	0	0	0		
Vinnyska	0	0	0	0	0	0	0	0	0	0	0	0	0	0	0	0	0	0	0	0	0	0	0	0	0	0	0	0	0	0	0	0	0	0	0	0	0	0	0	0	0	0	
Volynska	4	4	2	2	4	0	0	0	0	0	0	0	0	0	0	0	0	0	0	0	0	0	0	0	0	0	0	0	0	0	0	0	0	0	0	0	0	0	0	0	0	0	
Zakarpat'ska	2	2	1	1	2	2	4	0	4	4	0	0	0	0	0	0	0	0	0	0	0	0	0	0	0	0	0	0	0	0	0	0	0	0	0	0	0	0	0	0	0	0	
Zaporizka	3	3	0	3	3	3	12	0	12	4	4	12	0	12	16	14	12	1350	970	1520	0	3	3	6	15	334	236	0	3	3	12	4	4	12	4	4	12	4	4	4	4		
Zhytomyrska	0	0	0	0	0	0	0	0	0	0	0	0	0	0	0	0	0	0	0	0	0	0	0	0	0	0	0	0	0	0	0	0	0	0	0	0	0	0	0	0	0	0	0
Total	62	62	28	34	61	58	206	38	168	187	151	169	34	135	106	92	82	24097	17131	21482	15	18	33	45	83	907	445	15	18	33	38	30	16										

Annex – VIII

Agenda of Sustainable development days in higher educational institutions
"RIO+20: UKRAINIAN CONTEXT"

Poltava State Agrarian Academy, 2-6 April 2012

Date	Event
2 April	Plenary session
3 April	Open lecture of Natalia V. Bredun, PhD in Economics <i>"Financial Support of Sustainable Development Projects of Rural Areas"</i>
4 April	Lecture of Oleksandr V. Kalinichenko, PhD in Economics <i>"Sustainable Development Components in the National Economy"</i>
5 April	Students debates <i>"Factors of Sustainable Development of the National Economy"</i>

Chernigiv State Technological University, 4-6 April 2012

Date	Event
4 April	Open lectures: <i>"Social Corporate Responsibility in Ukraine: Reality, Prospects, and Problems Systemic Approach as Foundation of Actions for Sustainable Development"</i>
	Poster Contest Sustainable Development Problem: View of Youth
	Broadcasting Sustainable Development: History and Modern Approaches
5 April	Students debates on sustainable development topics
6 April	University-wide bee Take of the Planet near the University

Kherson State Agrarian University, 10-12 April 2012 p.

Date	Event
	Screening of a movie on sustainable development
	Presentation of the Joint EU/UNDP CBA Project in context of sustainable development
	Presentation and report of students study group on their activities under sustainable development conditions
	Contest of creative works on a topic <i>"What Sustainable Development Means for Me"</i>
	Students debates on sustainable development

Uzhhorod National University, 10 April 2012 p

Date	Event
10 April	Presentation of the Joint EU/UNDP Project Community Based Approach to Local Development II
10 April	Students debates on a topic <i>"Globalization is a Way to Unity of Nations or to Loss of Their Originality"</i>

Kharkiv National Economics University, 10 April 2012 p

Date	Event
	Opening speech of A. I. Pedeshko, Head of the Main Department for Foreign Economic and International Relations, Kharkiv Oblast State Administration Opening speech of V. E. Yermachenko, Vice-Rector International Relations Opening speech of A. G. Zyma, Vice-Rector for Studies and Pedagogical Work
	Open lecture of O. V. Prokopishyna, Assistant Professor, on a topic <i>"Participation of Higher Educational Institutions in Realization of the Sustainable Development Concept in Ukraine"</i>
	Thematic reports of students on the sustainable development issues
	Students debates on a topic <i>"Optimal Way of the Stable Green Economy Establishment in Ukraine that Ensures Natural Environment Protection while Facilitating Fulfillment of the Millennium Development Goals"</i>

Lviv Polytechnic National University, Institute of Humanitarian and Social Sciences, Academic Department of Political Science, 12 April 2012 p

Date	Event
12 April	Welcome speech of Dr. Y. B. Turchyn, Director, Institute of Humanitarian and Social Science
12 April	Demonstration lecture of lecturer G. I. Lutsyshyn, Assistant Professor, on a topic "Sustainable Development of Society in Ukraine: Uniqueness, Principles, and Ways of Its Achievement"
12 April	Challenges to Introduction of Sustainable Development of Society (Community) in Ukraine. Discussion with local community leaders (participants of the Project from Lviv oblast), leaders of non-governmental organizations, and students
12 April	Presentation of coordinators of the Community Based Approach to Local Development Project in Lviv oblast concerning vision of HEI role in the local development process. Presentation of the Sustainable Development of Society textbook

Cherkasy State Technological University, 17 April 2012 p

Date	Event
16 April	Research and practice conference of students of the following specializations: Management, Management of Organizations and Administration, and Business Administration. It is planned to hold presentations of students' reports and students debates
19 April	Holding of plenary meetings during sections of scientific and technical council. Reports of participants on the sustainable development issues
	Exhibition of scientific and technical artistic works of students
	Closing plenary meeting of Days of Student Science
	Speech of Prof. T. M. Kachala, Doctor of Economic Sciences, Vice-Rector on Scientific Research and International Relations, on a topic "Science for Balanced Development of Society"

Volodymyr Dal Eastern-Ukrainian National University, 25-26 April 2012 p

Date	Event
25 April	Round Table Sustainable Development – Reality of Present-Day Ukraine. <ul style="list-style-type: none"> • Speech of V. V. Diadychev, Vice-Rector on Scientific and Pedagogical Work • Speech of a coordinator of the Community Based Approach to Local Development Project in Lugansk oblast • Thematic speeches of faculty members and students • Speeches of representatives of communities in which sustainable development projects are established
26 April	Students debates on a topic "Sustainable Development – Myth or Reality"

Annex – IX

IMPACT OF CBA'S METHODOLOGY ON DEVELOPMENT PLANNING AT A LOCAL LEVEL**Summary of research by Daria de Lastours**

Context. In Ukraine UNDP noticed a lack of capacity between authorities and communities to jointly plan, budget and implement local development strategies. Consequently the Community Based Approach program aims to strength participatory governance owing to Development Planning methodology - a plural process based on partnerships between local authorities, national authorities, international organizations (UNDP, EU) and inhabitants wishing for microprojects. This is a dialogue process, sharing needs and answers, working on a mix of both, bottom-up approach (with local communities' project proposals) and top-down approach (with their incorporation into the local development plan and their agreement as a priority by the Local Development Forum, that is to say Rayon scale).

Project. The Community Based Approach to Local Development Project (CBA) was created in Ukraine by the European Commission and co-financed and implemented by the United Nations Development Program (UNDP). It launched its first phase of activities in September 2007, targeting all 25 regions of Ukraine - that is to say 24 oblasts and the Autonomous Republic of Crimea - covering more than 200 districts, 1000 villages / city councils and more than 1000 local communities. CBA's second phase has begun in June 2011 and will last 4 years, until June 2015, covering nearly 900 villages / city councils in these 25 regions .

Goal and findings of the research. In order to evaluate this development planning methodology questionnaires were sent to inhabitants and to local authorities in 4 different oblasts (Mykolaiv, Luhansk, Chernihiv and Khmelnytski) plus the Autonomous Republic of Crimea. We noticed different points due to CBA's methodology on Development Planning.

☒ CBA succeeded in involving people into the program's methodology. We noticed a strong part of inhabitants well-aware of Development planning and also wishing to take part to this governance process. More than 95% of the inhabitants who filled the questionnaires assessed they know their CO has a Development Plan. And among them 80% took part in making it. Population's willingness to participate has increased "significantly" (33%) or at least "somehow" (45%), but only 2% of the inhabitants think that "nothing has changed". According to local authorities a political will to introduce participation is noticeable since 2008 (62%).

☒ In parallel of micro-projects (MP) other minor projects are organized by populations due to Rayons Resources Center (RRC). It means that the Development Planning Methodology is well-understood and re-implemented. There is an undeniable change for populations organizing themselves in order to participate into local governance, in cooperation with local authorities. Even if most of the CO (68%) underlined with local authorities (75%) there were similar initiatives such as microprojects before CBA, they underlined a huger implication from local authorities' - helpful and active on the field (77%). That shows to what extend development process is carried and implemented in cooperation with them and this point is essential to insure real governance and sustainable development.

☒ But even if inhabitants underlined a raise in trust for local authorities, they also consider that the most important value of Community Organisation is "to weigh more in front of public authorities and in local decisions". That means the most important shift that Development methodology has brought is in making understandable for people that they have to organize themselves on their own if they want things to improve and change, and should not wait for someone to help them without participating in local decisions. Things are even going faster with CBA 2, by word of mouth people are coming to visit former CBA 1 microprojects as examples to understand the methodology.

☒ Some COs have developed self-initiatives, such as free volunteer work proposed by the inhabitants or giving more donations than requested. Only 21% of the sample attest they have not settle any additional self-initiative or participation during the microproject. That means to what extend planning methodology underlies on population's daily implication. UNDP expects these behavior and implication to remain after microprojects.

☒ Successful implementation of micro-projects under CBA support significantly increases the level of knowledge and the level of self-confidence of community members. Testimonies underline that a feeling of strong organization motivates community members to start other initiatives in parallel or after completion of micro-projects (MP). Thus they apply for grants from other donors or/and participate in regional competitions. CBA project aims a self-appropriation of the development planning methodology by inhabitants, to make them able to deal with local decisions and new projects, by their own.

Recommendations

☒ As the local authorities pointed out in the questionnaires, if a lack of budget allocations was noticed, community organizations are also facing a lack of private partners. The implication of the private sector is often considered as a solution not to rely always on the State. Does the project benefit from partnerships with enterprises? Local Development Forum should offer the possibility for community organizations to be in contact with this sector (donors, enterprises...). It might be helpful in a long term approach in order to insure further autonomous microprojects.

☒ Before 2015 project's deadline, CBA should find tools and advancements to insure sustainability of the project's methodology. There is a real need to lead local authorities to take engagement for the future, such as keeping financing RCRC for instance. The community organizations should remain proactive but they need the State to take engagements. As an example, roads are always the first priority according to people, with also water supply installations. But it is too expensive to be conformed to CBA microprojects. CBA should at least be a relay for inhabitants in front of national authorities in order to insure they will take into account huger projects in the future.

Conclusions

Of course all Community Organizations (CO) are not equally effective with microprojects and development planning. It depends on the village council's involvement. But CBA aimed to establish very strong partnerships links between inhabitants all together (to raise

money, draw planning, budget...) but also in interaction with local authorities. Planning was a work between deputies and national level but now COs are considered as the most able to establish, for each year, their priorities. Now CBA should spread this methodology among new populations and microprojects, but also insure its sustainability.

Annex – X
Media Coverage and Media Events

Region	Progress During 2 nd Quarter 2012										Total Since Inception									
	Media Events	Media Coverage					Publications				Media Events	Media Coverage					Publications			
		Newspapers	TV	Radio	Electronic media	Total	Partners' websites	Info bulletin	Print copies	Electronic copies		Newspapers	TV	Radio	Electronic media	Total	Partners' websites	Info bulletin	Print copies	Electronic copies
ARC	1	7	3	1	9	20	10	2	150	2	11	26	11	8	37	82	55	4	180	4
Cherkaska	2	26	2	1	2	31	22	1	50	60	8	54	13	5	16	88	52	2	150	110
Chernihivska	0	1	1	1	3	6	2	1	6	25	9	3	6	6	11	26	22	4	73	97
Chernivetska	0	25	1	2	0	28	39	4	200	100	1	25	1	2	0	28	39	4	200	100
Dnipropetrovska	0	7	1	2	0	10	2	0	0	0	11	46	12	4	3	65	7	2	0	68
Donetska	0	1	0	0	0	1	1	0	0	0	13	29	12	3	1	45	29	0	0	0
I-Frankivska	0	9	2	0	11	22	3	2	175	75	11	46	26	23	63	158	54	9	1175	212
Kharkivska	0	0	1	0	0	1	0	0	0	0	8	10	7	2	11	26	16	3	2	2
Khersonska	4	9	1	0	1	11	4	0	0	0	13	25	6	1	15	47	21	0	0	0
Khmelnyska	0	3	0	2	0	5	12	0	0	0	11	38	30	23	0	91	94	3	720	56
Kirovohradska	4	5	3	4	4	16	6	0	0	0	17	36	17	24	13	90	30	3	350	350
Kyivska	13	17	5	7	1	30	20	1	300	10	60	81	19	14	7	121	52	6	1110	29
Luhanska	4	9	4	1	11	25	16	1	1200	32	16	47	11	10	81	149	78	5	4290	145
Lvivska	1	16	2	3	3	24	10	3	800	3	11	52	10	12	21	95	42	3	800	3
Mykolaiivska	1	9	7	0	15	31	12	3	525	126	12	29	19	3	34	85	32	19	3055	603
Odeska	0	3	2	0	0	5	2	0	0	0	10	38	7	2	7	54	19	0	0	0
Poltavska	2	9	2	16	6	33	19	0	0	0	14	56	22	120	20	218	64	4	490	120
Rivnenska	2	20	0	6	18	44	21	1	76	114	21	77	16	43	80	216	91	4	376	253
Sumska	2	7	4	23	8	42	13	1	150	0	12	18	10	53	13	94	31	2	350	10
Ternopilska	0	3	1	1	0	5	11	1	30	20	11	29	9	17	11	66	50	7	153	185
Vinnyska	2	5	2	2	11	20	3	1	100	0	5	15	3	4	15	37	11	6	425	175
Volynska	0	15	3	1	0	19	11	1	50	30	13	45	7	2	31	85	33	4	121	198
Zakarpatska	0	0	2	0	5	7	3	0	0	0	11	24	7	0	37	68	39	4	1050	1050
Zaporizka	0	1	1	0	2	4	4	1	30	1	12	35	14	4	12	64	25	12	630	12
Zhytomyrska	1	20	1	3	0	24	19	3	210	42	9	45	5	11	1	62	40	9	630	126
Total	39	227	51	76	110	476	265	29	4052	640	330	929	300	396	540	2160	1026	120	16160	3794

Annex - XI

List of RCRC Facebook pages (in original)

1. Ресурсний Центр Берегівського Району
2. Ресурсний Центр Ренійського Району
3. Долинський Ресурсний Центр Громад
4. Камінь-Каширський Ресурсний Центр
5. Тисменицький Районний Ресурсний Центр
6. Ресурсний Центр Буринського Району
7. Рожищенський Районний Ресурсний Центр
8. Ресурсний Центр Маньківського Району
9. Іваничівський Районний Ресурсний Центр
10. Переяслав-Хмельницький Районний Ресурсний Центр
11. Ratnivskiy Resursniy Tsentri Gromad
12. Resursniy Tsentri Novoaydarskogo Rayonu
13. Дубенський районний ресурсний центр розвитку громад
14. Мукачівський Районний Ресурсний Центр Громад / Resursniy Tsentri (Mukachevo)
15. Ресурсний Центр Біляївський Район
16. Ресурсний Центр Лутугинський Район
17. Ресурсний центр Баштанського району
18. Ресурсний центр громад Гадяцького району / Гадяч Ресурсний Центр / Ресурсний Центр Громад М.Галич
19. Ресурсний Центр Розвитку Громад Слов'яносербського району
20. Ресурсний центр громад Нижнегорського району "Громади Нижнегорья"
21. Ресурсний центр громад Полтавського району
22. Ресурсний Центр Чутівського району / Чутівський Районний Ресурсний Центр
23. Ресурсний центр громад Свалявського району / Ресурсний Центр Свалявського Району
24. Ресурсний центр громад Веселівського району
25. Ресурсний центр громад Новомиколаївського району
26. Районний ресурсний центр громад Любомльського району
27. Районний ресурсний центр розвитку громад Буринського району
28. Ресурсний центр громад Городенківського району
29. Ресурсний центр розвитку громад Міловського району
30. Ресурсний центр розвитку громад Звенигородського району
31. Ресурсний центр громад Новомиргородського району
32. Ресурсний центр громад Іршавського району
33. Ресурсний центр розвитку громад Великописарівського району Сумської області
34. Ресурсний Центр громад Перечинського району
35. Ресурсний центр громад Лохвицького району
36. Ресурсний центр громад Кобеляцького району
37. Ресурсний центр громад Смілянського району
38. Ресурсний центр громад Амвросіївського району
39. Ресурсний центр громад Тячівського району
40. Ресурсний центр громад Царичанського району Дніпропетровської області
41. Турківський ресурсний центр розвитку громад "Громади Турківщини"
42. Районний ресурсний центр розвитку громад "Громади Сватівщини"
43. Районний ресурсний центр розвитку громад Олександрівського району
44. Рогатинський ресурсний центр громад
45. Районний ресурсний центр громад Криворізького району
46. Районний ресурсний центр громад Сокирянського району
47. Сарненський ресурсний центр розвитку громад
48. Районний ресурсний центр розвитку громад Станично-Луганського району
49. Попаснянський районний ресурсний центр
50. Локачинський районний ресурсний центр громад
51. Шумський районний ресурсний центр громад
52. Семенівський районний ресурсний центр громад
53. Тисменицький районний ресурсний центр
54. Турійський районний ресурсний центр громад
55. Барішівський районний ресурсний центр розвитку громад
56. Калуський районний ресурсний центр громад
57. Тлумацький районний ресурсний центр
58. Котелевський районний ресурсний центр / Kotelevskij Rajgen Resurs Centr
59. Заставнівський районний ресурсний центр громад
60. Бродівський районний ресурсний центр громад
61. Ковельський районний ресурсний центр громад
62. Чаплинський районний ресурсний центр громад
63. Тростянецький районний ресурсний центр розвитку громад

64. Маловисківський районний ресурсний центр громад (РРЦГ)
65. Перевальський районний ресурсний центр розвитку громад
66. Красноградський районний ресурсний центр розвитку громад
67. Resursnyy Tsentr Krasnoarmeyskogo Rayona