



Project is financed by the European Union



*Empowered lives.
Resilient nations.*

Project is co-financed and implemented by UNDP



EU-UNDP Project Community Based Approach to Local Development

Report for Steering Committee III Quarterly Report - 2012

www.cba.org.ua

CONTENTS

Executive Summary	7-8	
Statistical Abstract	9-10	
Chapter 1	Introduction	11-12
Chapter 2	Establishing partnership	13-14
Chapter 3	Development of support structures	15-21
Chapter 4	Capacity building	22-23
Chapter 5	Community Projects	24-29
Chapter 6	Methodology Replication	30-33
Chapter 7	Rural Economic Development	34-36
Chapter 8	Energy Efficiency	37-39
Chapter 9	Knowledge Management	40-42
Chapter 10	Communications & Visibility	43-48
Chapter 11	Advisory and management	49-50
Chapter 12	Lessons & Future Outlook	51
Annexure		52-73

ABBREVIATIONS AND ACRONYMS

ARC	Autonomous Republic of Crimea
CBA	Community Based Approach to Local Development Project
CDO	Community Development Officer (CBA staff in the region)
CDP	Community Development Plan
CO	Community Organisation
EE	Energy Efficiency component of CBA-II
EU	European Union
FP	Focal Person
KM	Knowledge management component of CBA-II
KMH	Knowledge management hub
LED	Local economic development component of CBA-II
LDF	Local Development Forum
MoU	Memorandum of Understanding (similar to PA)
MPP	Micro Project Proposal
MP	Micro Project (Community Project)
OC	Oblast Council
OCRC	Oblast Community Resource Centre (same as OIU)
OIU	Oblast Implementation Unit (same as OCRC)
OSA	Oblast State Administration
PA	Partnership Agreement (similar to MoU)
PMU	Project Management Unit (CBA head office in Kyiv)
RC	Rayon Council
RCC	Region Coordination Council
RCRC	Rayon Community Resource Centre
RM	Replication of CBA methodology
RSA	Rayon State Administration
UADRC	Ukrainian Association of District and Regional Authorities
UNDP	United Nations Development Programme
VC/CC	Village Council/City Council

ACKNOWLEDGEMENT TO OUR PARTNERS



Secretariat of the
Cabinet of Ministers
of Ukraine



Cabinet of
Ministers and
Supreme Council of
ARC



Cherkaska Oblast
State
Administration and
Council



Chernihivska
Oblast State
Administration and
Council



Chernivetska
Oblast State
Administration and
Council



Dnipropetrovska
Oblast
Administration and
Council



Donetska
Oblast State
Administration and
Council



Ivano-Frankivska
Oblast State
Administration and
Council



Kharkivska Oblast
State
Administration and
Council



Khersonska
Oblast State
Administration and
Council



Kirovohradska
Oblast State
Administration and
Council



Khmelnytska
Oblast State
Administration and
Council



Kyivska
Oblast State
Administration and
Council



Lvivska
Oblast State
Administration and
Council



Luhanska
Oblast State
Administration and
Council



Mykolaivska
Oblast State
Administration and
Council



Odeska
Oblast State
Administration and
Oblast Council



Poltavska
Oblast State
Administration and
Council



Rivnenska
Oblast State
Administration and
Council



Sumska
Oblast State
Administration and
Council



Vinnytska
Oblast State
Administration and
Council



Volynska
Oblast State
Administration and
Council



Ternopil'ska
Oblast
Administration and
Council



Zakarpatska
Oblast State
Administration and
Council



Zaporizka Oblast
State
Administration and
Council



Zhytomyrska
Oblast State
Administration

and

members of the Steering Committee

partner academic institutions, Ukrainian Association of District and Regional Authorities, the European Union, United Nations Development Programme and all the institutions/individuals involved in the implementation process for their cooperation during the year including community organisations, NGOs, media, other public and private agencies.

EXECUTIVE SUMMANRY

Second Phase of CBA Project commenced in May 31, 2011. Year 2011 was devoted to establishment of partnership with stakeholders at the regional, sub-regional (rayon) and local level. In the 1st quarter 2012, Project's activities focused on approval and implementation of micro-projects, as well as on the launch of components on replication of CBA methodology (RM) and knowledge management (KM). Foundation was laid for launching the energy efficiency component (EE) and rural economic development component (RED) during 2nd quarter of 2012. Third quarter of 2012 witnessed continuation of implementation of Project activities. Summary of key activities are presented hereunder.

- **Partnership** was established with 24 oblast authorities and Crimean Government; 200 rayon authorities. Total number of partner VC/CC reached 833. With this, all targets related with partnership were accomplished.
- **Support structure development:** In the reporting period 27 new COs were formed. Total number of community organizations reached 837, with participation of 406`735 men/women representing 273`267 households.

Till the beging of the third quarter 2012, 200 local development forum (LDFs) were foremed. During the third quarter, 1 regional coordination council (RCC) was grated from CBA-I, constituting 23 RCC since inception of CBA-II. To support the functions of LDFs and RCCs, 198 Rayon Community Resource Centers and 23 Regional Community Resource Centers were respectively created/grafted and strengthened by end of first quarter.

With this, most of the work related with support structure development got accomplished.

- **Capacity building:** In a bid to enhance skill of human resources involved in CBA-II implementation, a series of training was held to train CO executives and representatives of local authorities; 682 CO executives and 186 representatives of local authorities were trained in the reporting period. In total, since inception of CBA-II, 9071 persons (6875 CO-executives and 2196 local authorities) were trained.
- **Community planning:** During the reporting period, 43 COs prepared community development plans, making it 834 since inception of CBA-II. Through the bottom-up planning process, community priorities were mainstreamed, during the quarter, into local government planning through joint decision-making at local development forum (LDF) meetings, making it 741 since inception.
- **Micro-projects:** During the reporting period, 189 micro-project proposals were approved for funding, making it 735 since inception. Total cost of 735 micro-projects is 129 million UAH which was shared by COs (7%), local authorities (46.3%), CBA Project (44.3%) and private sponsors (2.4%).
78% of the micro-projects are related with energy saving, followed by health (11 %), water supply (10%) and environment (1%). Furthermore, 6.6% of these micro-projects are related with school/kindergarten, 11.5% with health post and 5% with community nature e.g. streetlight, water supply, waste management. A total of more than 842`000 persons will benefit from these micro-projects.
- **Knowledge management:** as of third quarter 2012, Memorandum of understanding was signed with 20 Universities with a purpose to introduce vision of CBA in their curriculum. A Grant Agreement was signed with the UADRC for establishment of a national Knowledge hub and activities were launched to initiate functioning of the hub in terms of human resource and website development
- **Methodology replication:** CBA methodology replication was initiated in 61 rayons with a vision to reach 244 communities for local action. In the third quarter, 22 pilot VC/CC were selected making it 228 since inception. Formation of community organisation commenced during the quarter with 45 COs formed (total 151 COs since inception). Through 128 trainings 540 CO-members and 237 local authorities were trained as of 3rd quarter. To facilitiate the methodology replication, 45 LDFs and 48 community resource centres were established by the rayon authorities as of 3rd quarter. The COs remained mostly in the process of gaining maturity during the quarter, with 101 of them developed community development plan and 25 of them undertaken micro-project implementation. Total cost of

the approve micro-projects is UAH 2.3 mln , of which 22.8% is the contribution of CBA, 64.5% cost-sharing from local budgets and 13.2% contribution of community members.

- **Rural economic development:** Implementation of rural economic development component (RED) was launched in March 2012 with a purpose of building capacity of rural families to raise their economic wellbeing through development of 17 pilot cooperatives. As of 3rd quarter 2012, 15 pilot communities were selected for cooperative development in 8 regions, operational guidelines were developed and disseminated; project staffs and representatives of regional authorities in the pilot regions were trained and dialogues were initiated with community members for cooperative development. Major activities on this component will take place in 2013.
- **Energy efficiency component:** This component was initiated in late 2011 with an aim to raise capacity of citizens and local authorities to learn about energy efficiency technologies and use them jointly to solve their energy problem in a sustainable way. This component envisages updating of regional energy efficiency strategies; support to micro-scale innovative technology and renewable energy sources; and awareness raising campaign. As of 3rd quarter of 2012, operational manual was developed and disseminated; field staffs and representatives of regional authorities were trained; six regions were selected for advance piloting and 19 regions were selected for normal piloting; 78 rayons were selected for local action; regional and rayon leve launching of the component was carried out; process was initiated to recruit consultants for updating regional energy efficiency strategy in advance piloting regions; working groups were formed at the level of regional authorities to support implementayion of the EE-piloting in the regions; Micro-project ideas were developed in five regions. Full fledge implementation of this component will take place in 2013-14.
- **Information and communication:** in the reporting period, 25 media events were organized; 516 cases of media coverage were registered and 25 issues of regional newsletters were disseminated. Complete this section
- **Knowledge management:** complete this section
- **Financial delivery:** In cumulative term, € 4.7 million worth of financial progress took place by end of 3rd quarter 2012 out of planned budget of 6.2 million Euro for the period of 2011-12.
- **Lessons and future outlook:** New rules of government on construction had some delay effect on micro-projects. Similarly, national election is expected to cause budgetary constraint at the level of local/regional authorities causing delay in implementation of micro-projects In remaining part of 2012, focus will be placed on micro-project implementation, energy efficiency component and rural economic development component.

STATISTICAL ABSTRACT

SN	Activity	Target All Years		Achievements				Achievements
		Unit	Qty	2011	1 st Q-r 2012	2 nd Q-r 2012	3 rd Q-r 2012	Total
1	Partnership agreement signed with regions	Number	25	25	-	-		25
2	Rayons selected & partnership established	Number	200	200	-	-		200
3	Village/City Council selected & partnership	Number	900	835	1	-	-3	833
4	Communities selected for local action	Number	900	782	51	1	3	837
5	Community organizations							
	CO formed/grafted	Number	900	702	108	-	27	837
	CBA-I community	Number		133	2	-	3	138
	New community	Number		569	106	-	24	699
	COs formalisation	Number						
	Enrolled with VC/CC	Number		525	121	162	27	835
	Legally registered	Number		623	136	39	27	825
	Household participation/membership							
	Target households	Number		210`785	54`809	36`361	31065	333020
	Participated households	Number		155`232 (73.6%)	31`601	55`255	31179	273267 (82.1%)
CO members (total)	Number		232`264	51`890	91`932	29649	406735	
CO members male	%		43	42.8	42.5	43	46.4	
CO members female	%		57	57.2	57.5	57	53.6	
6	Local Development Forums (formed/grafted)	Number	200	181	13	6		200
	LDF sittings held		-	226	153	196	117	692
7	Regional Coordination Councils grafted	Number	25	11	10	1	1	23
	RCC sitting held			11	11	9	8	39
8	Community Resource Centers formed/grafted	Number	223	173+23	17	6	2	198+23
	Capacity of CRCs strengthened	Number	200	19	-	-		
9	Human Resource Development							
	Training conducted	Number	-	637	282	144	136	1199
	Persons trained	Number	18000	4972	2258	973	868	9071
	CO-members	Number	16000	3795	1692	706	682	6875
	Local authorities	Number	2000	1177	566	267	186	2196
	Project staffs			70	-	20		90
10	Community development planning							
	COs with CDP prepared	Number	900	515	150	126	43	834
	CDP approved and mainstreamed	Number	900	321	175	169	76	741
11	Micro-Project supported	Number	600	112	116	318	189	735
	Sectorial distribution							
	Energy efficiency	%	-	85.7	84.2	81.1	60	78
	Water supply	%	-	5.4	6.2	10.7	14	10
	Health posts	%	-	8.0	9.6	8.2	18.5	11
	Environment	%	-	0.9	0	0	7.5	1
	Total cost of approved MPPs	UAH ml		19.6	21.5	44.9	43.2	129.4
	Shared by COs	%	5	8.2	7.3	7.5	7	7.7
	Shared by local, rayon, regional authorities	%	45	49.4	49.1	48.6	46.3	48.8
	Shared by CBA	%	50	40.4	41.8	42.7	44.3	41.9
	Shared by others (private sponsors)	%	0	2.0	1.8	1.2	0.4	1.6
	Beneficiary characteristics of approved MPs							
	Beneficiary population	Number	-	146,704	128,579	263`717	303000	842000
	Institutional beneficiary	Number	-	112	116	318	189	735
School/kindergarten (cum.)	%	-	73.1	77.2	67.9	71.2	66	
Health post (cum.)	%	-	9	9.6	9.4	9.3	11.5	
Local communities (cum.)	%	-	17.9	13.2	22.7	31.3	22.5	
12	Energy Efficiency Component							
	Micro-project supported	Number	300	-	-	-		
	Supporting energy efficiency strategic plans	Number		-	-	-		
	Supporting technical design development	Number		-	-	-		
13	Agro/Service Cooperative Developed	Number	17	-	-	-		
	Economic micro-projects supported	Number	17	-	-	-		
14	Knowledge Management							
	Partnership with academia	Number	10	5	11	4		20
	Curriculum introduced in academia	Number	2	-	-	-		
	Knowledge management hub	Number	1	-	-	-		1
15	Information campaign and media strategy							
	Media events	Number	-	275	17	39	32	363
	Media coverage	Number	-	1291	405	464	516	2676
	Publications (web sites)	Number	-	587	226	249	222	1284
	Newsletters	Number	-	71	20	29	25	145
16	Financial Progress (estimated)	Mill. \$/€	23.3/17.1	1.7/1.1	0.7/0.5	1.3/0.9	2.6/2.1	13/12.4

STATISTICAL ABSTRACT

(Replication component)

SN	Activity	Target All Years		Achievements			Achievements	
		Unit	Qty	1 st Q-r 2012	2 nd Q-r 2012	3 rd Q-r 2012	Total	
1	Rayons selected & partnership established	Number		62	-1		61	
2	Village/City Council selected & partnership	Number		44	162	22	228	
3	Communities selected for local action	Number		4	165	55	224	
4	Community organizations							
	CO formed/grafted	Number			106	45	151	
	CBA-I CO	Number			29	4	33	
	New CO	Number			77	41	118	
	COs formalisation	Number						
	Enrolled with VC/CC	Number			92	53	145	
	Legally registered	Number			82	62	144	
	Household participation/membership							
	Target households	Number			28017	14226	43443	
	Participated households	Number			21227	12385	33612	
	CO members	Number			22771	19332	42103	
	CO members male	%			41.2	43.2	41.3	
CO members female	%			58.8	56.8	58.7		
5	Local Development Forums (formed/grafted)	Number		3	30	12	45	
	LDF sittings held			3	42	36	81	
7	Community Resource Centers formed/grafted	Number			33	15	48	
	Capacity of CRCs strengthened	Number						
8	Human Resource Development							
	Training conducted	Number		9	74	45	128	
	Persons trained (without repetition)	Number		156	385	236	777	
	CO-members	Number		90	273	176	540	
	Local authorities	Number		66	112	60	237	
	Project staffs							
9	Community development planning							
	COs with CDP prepared	Number		-	38	63	101	
	CDP approved and mainstreamed	Number		-	16	52	68	
10	Micro-Project supported	Number			3	22	25	
	Sectorial distribution							
	<i>Energy efficiency</i>	%			100	95	95	
	<i>Water supply</i>	%						
	<i>Health posts</i>	%				5	5	
	<i>Environment</i>	%						
	Total cost of approved MPPs	UAH mln				0.3	2.3	2.6
	<i>Shared by COs</i>	%					13	7.8
	<i>Shared by local, rayon, regional authorities</i>	%					63.7	70.2
	<i>Shared by CBA</i>	%					22.5	20.6
	<i>Shared by others (private sponsors)</i>	%					0.8	1.4
	Beneficiary characteristics of approved MPs							
	<i>Beneficiary population</i>	Number				3	20	23
	<i>Institutional beneficiary</i>	Number						
<i>School/kindergarten (cum.)</i>	%				33.3	86	80	
<i>Health post (cum.)</i>	%				33.3	14	16	
<i>Local communities (cum.)</i>	%				33.3	0	4	

Chapter I

INTRODUCTION

1.1 Background

First phase of CBA succeeded in scaling up the community led approach to local development countrywide. It contributed to strengthening participatory governance, supported and developed local capacities for community-based development, and facilitated a collaborative relationship between communities and local authorities. While some progress was achieved in terms of transparency, accountability and quality of public services, there remained room for further improvement and dissemination of the approach. Besides, burning issue of energy efficiency and high rural unemployment were considered to be of high priority to be addressed.

In above light, Government of Ukraine and European Union considered to extend duration of CBA Project for four years. On 31 May 2012, an agreement was signed to this end the First Deputy-Prime Minister, Minister of Economic Development and Trade of Ukraine, Andrei Kliuyev, and European Commissioner for the expansion of the European Neighborhood Policy, Stefan Fuele.

CBA-II Project is funded by the European Union and is co-financed and implemented by UNDP, with the support of the Government of Ukraine and in partnership with local executive bodies/ bodies of self-governance. The Project's total budget is €17.125 million (23.3 million US \$) with 98.4% contribution from EU and 1.6% cost sharing from UNDP. Project time frame is 4 years (7 June 2012 – May 2015).

1.2 Objectives

Overall objective of the CBA Project is to promote sustainable socio-economic development at local level by strengthening participatory governance and encouraging community-based initiatives throughout Ukraine.

Specific objectives of the Project are to:

- promote community based approach to local governance and sustainable development;
- enhance energy efficiency at local level;
- support the creation of the locally owned and managed repository and network of good practices and knowledge on community mobilization and participatory governance;

1.3 Implementation methodology

The strategic goal of the CBA is to build capacity of the local communities and local authorities for participation into joint decision making process and use this capacity for multi-stakeholders cooperation and multi-sectorial interventions with ensured local ownership of the process. The process is **bottom-up** and involves stakeholders from grassroots, meso- and macro level in the process as it moves upward. CBA Implementation process involves a series of activities and action points that ultimately yields results intended by the Project.

At national level the project works with line ministries, parliamentary committees, national associations of local councils and other counterparts under overall coordination of the Secretariat of the Cabinet of Ministers (SCMU) of Ukraine. At regional level Project cooperates with oblast state administrations (OSAs) and oblast councils, OCs (in case of AR Crimea – with ARC Council of Ministers and Verkhovna Rada of AR Crimea). At rayon level, CBA partners with rayon state administrations (RSAs) and rayon councils (RCs). At local level, partnership is established with village / city councils (VCs/CCs).

Selected rayons, village/city councils and local communities form the functional area of the Project. Their selection is done through open **competition based** on the criteria of socio-economic hardship especially in the area of health, water supply, energy supply and environmental situation. Through the selection process, CBA reaches the most suffering areas/population of the region/rayon.

Local level activities of CBA are carried out under the framework of **partnership** with the stakeholders. It is based on willingness and commitment of the partners (communities, village/city councils, rayon authorities, regional authorities, academia, associations of local self-governments, private sector) for cost sharing and joint decision-making.

The project uses **social mobilisation tool** to mobilise stakeholders and create environment (support structures) for joint decision-making and joint implementation of activities. Community organisation (CO) is formed by representation of 80% or more households on the selected community to reflect common community vision and implementation of community priorities; local development forum (LDF) is developed at rayon level for joint decision-making, resource mobilisation, local coordination; regional coordination council (RCC) is developed at regional (oblast/ARC) level to monitor CBA activities in the region, to resolve issues related with local policies/procedures, to support programming and resource mobilisation. At national level there is a steering committee to ensure national level coordination and advisory support.

Capacity of the COs is built in such a way that they are able to make joint decision with local authorities, mobilize resources, implement local priorities and sustain the result. Capacity of the partners (VC/CC, rayon/oblast etc.) is strengthened in terms of human resources to implement participatory approach propagated by the Project. Training, exposure visits, dialogues and small grants (for community projects), appropriate institutional mechanisms etc. are used as tools for building capacity.

CBA-II supports pilot rural communities in solving the most pressing local development problems by implementing community initiatives (micro-projects) within major project priority:

- Health (local health posts);
- Environment (waste utilisation, sewage & drainage etc.);
- Energy (energy conservation measures);
- Water supply;
- Rural economic development

Knowledge and experience acquired in course of implementation will be gathered, analyzed and disseminated through a knowledge hub in cooperation with academia and association of local self-government bodies.

1.4 Management Arrangement

The Project is managed by UNDP/Ukraine under overall guidance of Country Director and under direct supervision of Senior Programme Manager. Execution of the Project is done by an implementation team with a central body in Kyiv and 25 regional implementation units, one in each region. Oblast Implementation Units (Regional Community Resource Centres) are further supported by oblast authorities in terms of office premises and human resources. Similarly, each rayon partner has deputed one official for coordination and implementation purpose and has established modest form of district community resource centre. They all together implement local component of the CBA activities. LDF and RCC serve as a guiding body at local and regional level and steering committee of the Project serve as a guiding body at the national level.

For **timely and quality output**, appropriate 'quality supervision committee' (QSC) and 'management information systems' (MIS) are established to make the stakeholders directly involved in the process of monitoring and assessment of the Project activities. Flow of information is bottom-up and participatory.

Various forms of **media outlets** are encouraged for raising public awareness about activities of CBA with a purpose to ensure transparency.

1.5 Project Area

CBA Project works in all oblasts of Ukraine and Autonomous Republic of Crimea. Its target is to cover total of 200 rayons (6-10 rayons per region in average) and 900 village/city councils (4-5 VCs/CCs per rayon in average) with less than 10,000 population.

Chapter II

ESTABLISHING PARTNERSHIP

Establishment of formal partnership with local/regional authorities through signing of partnership agreement is essential to formalize the role and commitment of the partners and to provide an official basis to work with community organizations. Target of the Project includes partnership with 25 regional authorities, 200 rayon authorities and 900 village/city councils.

By the beginning of 3rd quarter 2012, target on selection of pilot areas and establishment of partnerships was reached. Thus, Partnership Agreements were signed with all 24 oblasts and AR Crimea and 200 rayons. List of pilot areas is available at: <http://cba.org.ua/ua/activities/partners> and in the Second quarterly report, available at <http://cba.org.ua/ua/library/project-reports>.

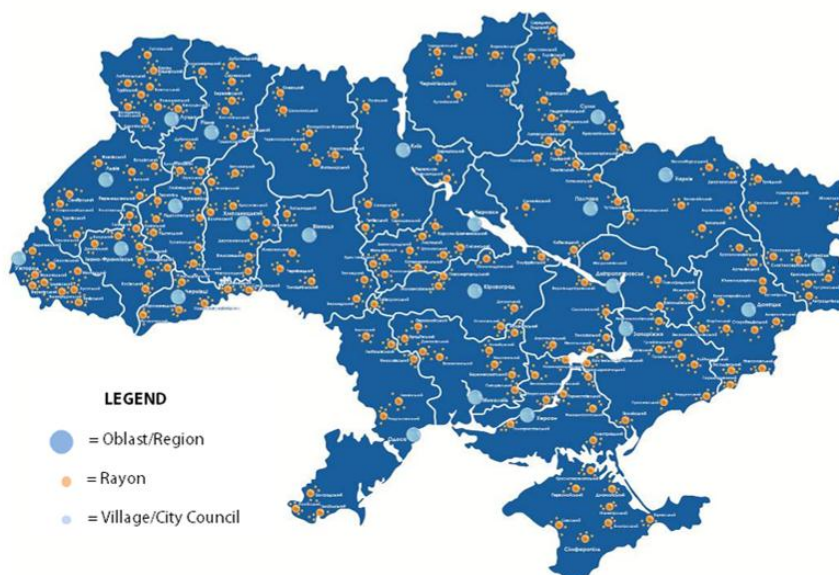
2.1 Establishing Partnership with Village/City Councils

Target on establishing of partnership with village/city councils for regular piloting reached 93% in 2nd quarter 2012. In the 3rd quarter, 5 village councils of Vinnytska oblast terminated partnership with CBA¹ with 833 VC/CC selected for partnership. Two village councils were selected (in Luhanska and Cherkaska oblast) for participation in CBA (Annex – I A). Thus, total number of partner VC/CC is 833 (details are given in Annex – I B).

In the reporting period, process of holding VC/CC seminars continued with 2 events organized. Since inception, 830 seminars were held (see Table - I for details).

During the seminar, details about effectiveness of CBA-I at local level were shared, often with the help of CBA film, leaflets and success cases. Process of CBA-II implementation, process of community selection and terms of partnership with VC/CC and beneficiary communities was elaborated. In average, 36 persons from authorities, media, NGOs and other sectors participated in a village seminar.

Usually, VC/CC heads signed Partnership Agreement in course of seminar, or at a later date. In the reporting period, 2 PAs were signed with VC/CC. Since inception, 833 village/city councils signed PA with CBA/UNDP. Details are given in Annex – I (A and B).



Map – I: CBA Project Area

Table – I: Participation in CBA Launching Seminar in VC/CC

¹ Termination of partnership is related to the lack of resources in the local budget for co-financing micro-projects, too expensive cost-estimate documentation.

Year	# of VC/CC Seminar	Participants							Total	
		Oblast Authorities	RSA/RC heads/deputy heads	Other officials of RSA/RC	VC/CC heads	NGO	Media	Others		
2011	762	174	754	1818	836	8372	286	15129	27369	
2012	Q1	31	5	45	22	31	47	7	1232	1389
	Q2	35	0	15	17	27	233	4	204	500
	Q3	2	0	3	17	5	93	3	2	124
Total	830	179	817	1874	880	8745	300	16567	29382	

Box – I. Opinions of authorities about cooperation with CBA

"The main effect of the implementation of the first phase of the project is strengthening of community self-organization, creation of the effective system of public cooperation and support by the executive power and local self-government authorities. Due to this project rural communities developed the mechanism of self-accumulation of facilities for their priorities: collection of own funds by villagers and city inhabitants, fundraising, work with budgetary resources. The communities have received a real tool for attracting additional funds in the future for implementation of their own projects".

Petro Goncharuk, the Deputy Head of the Zaporizhia Regional State Administration

"The most important thing that we have achieved working with the project is that communities believe in themselves and the opportunity to significantly change their living conditions. In addition, the Project has brought together and directed the efforts of regional and local authorities and communities themselves on achieving of a specific result".

Petro Goncharuk, the Deputy Head of the Zaporizhia Regional State Administration

"Local authorities are always looking for the ways of the community mobilization in order to work together on improvement of the quality of people`s life. Applying the methodology of the Project "Community Based Approach to Local Development" we have made the first confident steps towards each other. The community and the government authorities have realized this. Many things which have to be done are still ahead. But it is easier to go forward when you have understanding and support from others".

I. G. Kovalzhy, the Head of Reniysky rayon council, Odesa region

"Due to participation in the EU/ UNDP Project "Community Based Approach to Local Development" the level of people`s trust to local authorities has been increased".

Volodymyr Rudenko, the Head of Krasnoarmiyska rayon state administration, Donetsk region

"The advantage of this project is that the community coordinates and defines the priority areas of the project implementation for improvement of the socio-cultural conditions of the territory."

Oleksandr Krynytskyi, the Head of Dolynska rayon state administration, Ivano-Frankivsk region

"Participation in such projects is important for the rayon as it significantly reduces the load of the district budget and successfully resolves important social problems of the rayon."

Volodymyr Lutsyki, the Head of Dolynska rayon council, Ivano-Frankivsk region

Chapter III

DEVELOPING SUPPORT STRUCTURE

Establishing support structures is one of the important elements of the community based development approach methodology. Appropriate support structures are developed for participatory decision-making and monitoring at all levels of project implementation. Key support structures include community organisation (CO) at local level, local development forum (LDF) and community resource centre at rayon level, regional coordination council (RCC) and community resource centre at regional level. Details on these aspects are given hereunder.

3.1 Community Organisation Development

Community organisation (CO) is the foundation block for community based approach. It enables community members to get their potentials unleashed through collective action. It also helps governance at local level to become more participatory.

CO development involves (a) selection of pilot communities, (b) assisting the community members to get organised into CO and (c) getting the CO formalised. Details on these steps are given hereunder:

- a) Selection of pilot community:** Following VC/CC level seminar, selection of community for local action was initiated in each village/city council. A community selection committee comprising of village/city council head, CBA staff and headed by rayon focal person selected the community to be supported in the VC/CC. The selection was based on key criteria including (a) level of problems with basic infrastructure and services with regard to CBA-II priorities facing the community; (b) willingness of the community to undertake joint decision-making and actions to solve their problems on collective and self-help basis; and (c) performance during CBA-I (for old COs only).

During the reporting period, 2 new communities were selected for partnership, and 5 communities in Vinnytska oblast terminated partnership. Since inception, total number of pilot communities is 837. Of them, 18% participated in CBA-I, and 82% are the new communities. 690 communities were listed for reserve (Table-II).

Table – II: Selection of Pilot Communities*

SN	Activity	2011	2012			Total
			Q1	Q2	Q3	
1	Selected for partnership	782	51	7	-3	837
	<i>Old (CBA-I)</i>	145 (18.5%)	5(10%)	2	-2	152 (18%)
	<i>New</i>	637 (81.5%)	46(90%)	5	-1	685 (82%)
2	Selected for reserve	568	122			690

* Region-wise details in Annex – I(A),(B)

- b) Formation of CO:** Following the community selection, dialogues were held between the selected communities and the community mobilisation team. During the 1st dialogue, the community members were familiarised about CBA principles and methodology and were motivated to go for it since they will be



Community organization meeting of Topylyshe village, Volynska oblast



Community organization's decisions are taken at the general meetings (Menchykury village, Sumska oblast)

able to improve their living condition by following the participatory approach recommended by the Project.

Table – III: Formation of Community Organizations*

SN	Activity	2011	2012			Total
			Q1	Q2	Q3	
1	No. of COs formed/grafted	702	108	-	27	837
	<i>CBA-I or existing ones</i>	18.9%	4.4%	-	3	16.8%
	<i>Newly formed</i>	81.1%	95.6%	-	24	83.2%
2	Household participation					
	<i>Target households</i>	210`785	54`809	36`361	31`065	333`020
	<i>Participated households</i>	155,232 (73.6%)	31`601 (57.6%)	55`255	31`179	273`267 (82.1%)
3	Membership	232`264	51`890	91`932	29`649	406`735
	<i>Male</i>	43%	42.8%	42.5%	43%	42.6%
	<i>Female</i>	57%	57.2%	57.5%	57%	57.4%

* Region-wise details in Annex – II(A), (B)

The communities which accepted the principles of collective action were encouraged to form their COs. Each CO elected an executive body (CO management team, COMT), consisting of five members (head, treasurer, secretary, active members). The existing COs (from CBA-I or otherwise) went through special assessment before getting grafted for CBA-II.

An assessment of the CO was carried out in participation of the members to know its strengths and weaknesses in term of such factors of participation, leadership, governance, micro-project implementation, sustainability of CO and its activities, coordination and linkage with local authorities and other development agencies. In case the assessment score was below satisfactory level in one or more criteria, the CO was required to make necessary improvement to become eligible for CBA-II.

Box – II. Opinions of citizens on community organizations

"We have been waiting for a long time for this project in our area; we held ourselves meetings and registered organization. We received much information from those rayons which first started their work in 2008, we went to Gornostaivka to get acquainted with their experience. Then we received a possibility to try ourselves. What has started here! In our village, such activity was even surprising - the general meeting on defining of priority issues and later - on contractor`s selection had been lasting for more than 3 hours! Each person proved his opinion, everyone wanted to speak. All questions had to be put to a vote - so different were the thoughts! Neither me, nor the village head have observed such situation for many years".

Artishchev Volodymyr Ananiyovych, the Head of CO "Promin Mayaka",
v. Chervonyi Mayak, Beryslavsky rayon, Kherson region

"Participation in the project has opened our eyes to the fact that we do not just live in the same village but we also are the part of the community which power is in unity".

I. P. Stroya, the Head of CO "Rozvytok sela Dolynske" ("Development of the village Dolynske"), Reniysky rayon, Odessa region

"At the beginning people had mistrust to this project, but when the work had been started – the community activity increased. At 21:00 pm I received a call from an old women, I thought something was wrong but she gleefully shouted into the phone - "Nina, in our small village a street lamp is lightening". In this part of the village street lighting was absent for about 20-30 years, and without participation in the project CBA-II we were unable to lighten the village".

Nina Laput, village Buzhanka, Lysiansky rayon, Cherkasy region

"The European approach, activities and confident public position have proved the famous dictum that the community is a great power".

Ilona Pyrizhok, the Head of CO "Mriya", village Zhenyshkivtsi, Vinkovetsky rayn, Khmelnytska oblast

"With the implementation of this project the communities of the rayon received financial assistance. It's a wonderful thing to involve the community in the development of the territory and a good example to follow. The communities have seen that incredible became apparent. Participation in the Project and accordingly the implementation of a problem solution - just a general need and one of the measures to minimize the consequences of financial crisis. Living conditions in rural areas have been improved. Through participation in the project the community residents self-organized creating COs which identified the most urgent problems of their communities".

Sergiy Amelin, the First Deputy Head of the Artemivsky rayon state administration, Donetsk region

During the quarter, 29 COs were created/grafted, and 2 COs terminated cooperation with CBA Project. Thus, total number of COs created since inception is 837. Of these COs, 83% were newly formed, indicating significant outreach of CBA over CBA-I. The COs were formed by 406`735 members (with 57% female participation) from 273`267 households which represented 82.1% of the entire households in the communities. In average, a CO is formed with the representation of 326 households and 485 members. Gender balance of CO management team is usually tilted towards female (Table – III).



Announcement about the meeting of community organization "Vidrodzhennya" (Vinnytska oblast)

- c) **Formalisation of CO:** The formed COs enrolled with their respective village/city councils and went through legal registration with relevant agencies. Status of a legal entity is essential for the COs to carry out business in a formal mode and to open a bank account for financial transactions. This status also makes them eligible to receive grants from national/international agencies.

During the 3rd quarter, 26 COs got their legal status. Since inception of CBA-II, 825 COs got legally registered. Table – IV shows distribution of legal forms of COs.

Table – IV: Legal Forms of COs (grafted and new)*

Number	2011	2012			Total
		Q1	Q2	Q3	
ACMB	0	0	0	0	0
Public organization	588	126	37	17	768
BSP	12	5	10	10	37
Cooperatives	4	0	0	0	4
Other	13	3	0	0	16
Total	617	134	47	27	825

* Region-wise details in Annex III

Most COs choose public organization as their legal form. Each legal form has its own specificity and is suitable in a particular context. For example, ACMB is appropriate for multi-storey buildings where one building resembles one community. It has financial autonomy to form income and expenditures and accept communal property on its balance. Public organisation is relatively open to mobilising resources from various donors but has limitation in accepting communal property on its balance. BSP functions relatively under control of the local authorities and a cooperative has several benefits of administrative and financial rights as it can make profit and distribute dividends among its members.



Getting together, community members start implementing their collective potential by implementing self-funded initiatives: in Kostyantynivka village of AR Crimea, a playground was installed

Box – III. Opinions of community members about self-organization

"I am an old man but I led a charitable organization "The Charitable Foundation "Yamgoriv" to ensure that our community had the opportunity to participate in the Project "Community Based Approach to Local Development- II". Today we are at the end of implementation of the micro-project proposal "Energy saving measures in Serafynetskyi secondary school (replacement of window blocks)". I am very satisfied that our grandchildren are studying in light rooms where there are a lot of sun and warm. It is not easy to work in the project but the result is significant".

Vasily Vasylyovych Kurganevych, v. Serafyntsi Rogodenkivsky rayon, Ivano-Frankivsk region

"We`ve got a chance to participate in such an interesting project as the EU/ UNDP Project "Community Based Approach to Local Development – II". Nobody believed that someone would give us money for the reconstruction of our old water supply system but anyway the community decided to try and when we received the first tranche of UNDP costs we all realized that together we could solve many problems. And today due to the project we have clean drinking water in every house".

Olga Krynytska - a member of CO "Committee of Mariyampil revival", v. Mariyampil, Galytsky rayon, Ivano-Frankivsk region

"The community members believed in their strength and received the possibility to build a better life. During the project implementation the villagers have been convinced again that "together we are the power". Even those inhabitants who initially had been skeptical about the effectiveness of the project implementation changed their minds".

Vasyl Vasyliv, the Head of the CO "Menchil", v. Senechova Dolynsky rayon, Ivano-Frankivsk region

"It has become possible to solve those problems that the community could not solve itself, which allowed the community to become more united for further resolving of village problems. The outlook of communities on participatory decision-making, planning and building their capacities has changed. All dreams come true when united community takes on the case.

I. M. Kabynets, the Head of CO "Nadiya", v. Trostianets, Dolynsky district, Ivano-Frankivsk region

3.2 Local Development Forum



Local Development Forum in Novoposkovskyi rayon (Luhanska oblast)

Local development forum (LDF) is created at rayon level and is expected to facilitate dialogue, coordination, planning and decision-making at local level between the oblast and rayon authorities and communities for promoting community driven local development. Usually LDF consists of RSA and RC heads, heads of village/city councils, and chiefs of relevant departments in RSA/RC, representatives (focal person) of oblast authorities, and heads of COs formed within CBA.

In case of CBA-I (old) rayons, existing LDF was re-initiated (grafted) by adjusting the composition of members while in case of new rayons, new LDF was created under the leadership of RSA/RC-head. Since inception, 201 LDFs

(including 1 in small town of Donetsk oblast) were established. (See Table – V).

Table –V: Formation and Grafting of Local Development Forums*

	2011	2012			Total
		Q1	Q2	Q3	
No. of partner rayons	200	-	-	-	200
LDF grafted from CBA-I	96	1	3	-	100
New LDF	85	12**	3	-	100
No. of sittings held	226	153	196	117	692

* Region-wise details in Annex – II (A), (B)

**excluding 1 LDF, formed in small town of Donetsk oblast

Meetings were held regularly to discuss local development issues such as mainstreaming of community plans, mobilising resources for implementation of community priorities, providing guidance and technical backstopping to the COs during community project implementation etc. In the 3rd quarter, 117 sittings of LDF were held. Since inception of CBA-II, 692 sittings of LDF were organized.

Box – IV. Opinions of authorities about Local development forums

“At first I did not see a great need to hold the meetings of the Forum; I considered that everything could be solved on a routine basis by addressing to each individual specialist. And I recommended the heads of our village councils doing in such way. However, as the time passed, I realized that I was losing control on the situation when the requirements were changing, new legislation acts were approved, when events occurred that could have negative consequences and that would be difficult to eliminate if you did not interfere directly at the start. It is necessary to discuss this experience, we should gather together and looking at each other`s eyes talk about problems and achievements”.

Vitaliy Oleksandrovysh Yarmak, the Head of Novovorontsovsky rayon state administration, Kherson region

“Let's each time sit down and discuss all burning questions in order to avoid the situation when we keep silence at the meeting and then try to solve the problem alone. It is much easier to tell here about the problem, ask a specialist who is in charge what to do. Or invite this specialist when it is necessary, if he has not been invited yet to the Forum. And we will not observe the problem that on face-to-face basis officials say one things and at the Forum - other. Everything will be solved together”.

Alina Valentynivna Grytskyk, the Head of the Dudchansky village Novovorontsovsky rayon, Kherson region

“We got into troubles with the project documentation. Other participants of the meeting mentioned very similar “stumbling blocks”. They said that in the situation of the lack of experience it would be better to be notified in advance “where to go and which door to enter”. In particular, in case of technical supervision: the price for it is 2,5 % of the project cost, there is no competition in the market for this service. Andriy Zakharchenko, the Head of the Inspection of the State Architectural and Construction Control in Cherkassy region promised to provide a list of organizations and called “to bargain” for lower price.

Oleksandra Dobrovolska, Deputy Chief of the State Treasury in Cherkassy region.

“For implementation of community initiatives in the framework of the EU/UNDP Project by the general order of rayon council and rayon state administration in 2009 the Forum of Local Development of Krasnoarmiysky rayon had been established, which included the leaders of community organizations, the heads of rural and village councils, specialists of the rayon state administration. Much attention during the meetings of the Forum is paid to consideration of questions on defining the priorities of community development, discussion on implemented projects and future plans. Meetings of the Forum of Local Development are important to communities, local government and self-government authorities because it is a place where the government and the people can communicate in the open format and listen to each other for solving of burning questions”.

Nadiya Anatoliyivna Maslo, the Deputy Head of Krasnoarmiysky rayon council, Donetsk region

“The creation of the Local Development Forum has become a further step to bringing of community plans to life. They are all included in the development plan of the rayon. It is an effective feedback link between the community and the government authorities, which allows us to solve urgent common problems. The regional coordination council helps to fully involve relevant local executive authorities and local self-government authorities to implementation of the Project”.

Vasyl Sokyрко, the Project Coordinator from Dolynsky rayon administration, Ivano-Frankivsky region

“It is nice that the head of the rayon state administration and representatives of the regional council always attend the forum and we can transparently, openly solve problems of our communities. It is important that our opinion is heard. The Forum solves the questions on community participation in various projects and development programs”.

Mariya Ivanivna Novoselska, the Director of Torgovytska secondary school,
v. Torgovytsia, Gorodenkivsky rayon, Ivano-Frankivsk region

3.3 Regional coordination council

Regional coordination council (RCC) is created at region level with an aim to coordinate and facilitate financing of micro-projects. It serves to disseminate information about the Project among officials, monitor activity of the Project in the region and provide consultations on strategic issues of micro-projects' implementation. RCC is chaired by deputy head of oblast state administration or deputy head of oblast council² and consists of representatives of rayon administration/council heads, appropriate departments of OSA/OC, selected village/city council heads, CO, NGO and private sector.

² In case of ARC, the Republican Coordination Council is headed by speaker of Verkhovna Rada of ARC

During first phase of CBA, 25 RCC were established in all oblasts of Ukraine and in ARC. During the reporting period, 1 of them was re-activated to remain functional during CBA-II with appropriate changes in composition of their members. In total, re-activated RCCs reached 23 by end of 3rd quarter 2012. They held 39 sittings in total. Some regions faced difficulties in grafting RCC because of the changed focal person from OSA/OC and changes in list of RCC members.



Oblast Coordination Council, Odesa

Table – VI: Formation and grafting of Regional Coordination Councils*

	2011	2012			Total
		Q1	Q2	Q3	
RCC grafted	11	10	1	1	23
Sittings held	11	11	9	8	39

* Region-wise details in Annex – II A and Annex – II B

Most of the sittings held during the reporting period were focused on the following issues:

- Review of the progress of micro-projects' implementation;
- Involvement of OSA heads of departments into acceleration of the procedure of MPP approval and implementation;
- Organization of CBA methodology replication;
- Participation in the Energy Efficiency and Rural Economic Development components.

"It is good that today there is an example that everything can be done and there is nothing impossible. And the project has proved this without excessive words and profanation. And the fact that today (at the meeting of RCC) we gathered and solve the problems together confirms this".

Mykola Mykolayovych Kostyak, the Head of the regional state administration, Kherson region

3.4 Community Resource Centres

To facilitate the functioning of LDF and RCC, a community resource centre is established by the partner rayon authorities and regional authorities. For this purpose, they provide premises and depute a focal person. CBA provides logistic facilities as necessary and trains the focal persons. Resource centres are also important in that they support non-CBA communities in carrying out local development activities in line with CBA methodology – something sought valuable from the perspective of methodology replication.

a) Rayon resource centre: In the reporting period, 2 RCRC were created. In total, 198 RCRC were created / grafted (Table – VII).

b) Regional resource centre: 25 regional authorities established community resource centre (regional implementation unit) during CBA-I (except in Kyiv and Crimea, where the centre is located in CBA and UNDP Crimea sub-office respectively). For CBA-II purpose, all the resource centres were resumed with addition of logistics and facilities. Some regions decided to move the Centre from outside to inside of administration/council building or related departments. Some regions added number of rooms or allocated bigger space for the Centre while some regions continued with the same premises that existed during CBA-I.

Table – VII: Creation of Resource Centres*

	Level of Resource Centre	Target	2011	2012			Total
				Q1	Q3	Q3	
1	Regional Community Resource Centre	23	23	-	-	-	23
2	Rayon Community Resource Centre	200	173	17	6	2	198
	Total	223	196	17	6	2	221

* Region-wise details in Annex – II (A, B).

Box – V. Opinions about Rayon community resource centres

“The Community Resource Centre of Artemivsk rayon organizes workshops, seminars, training for COs, initiative groups and representatives of the local councils which revise planning, coordination, implementation and monitoring of the community organizations activities at the rayon level during their meetings, it also provides consulting service to the local communities for the establishment and operation of community organizations and implementation of social initiatives and provides ties with the donor organizations and foundations”.

Maryna Yuhno, the Head of economic department of the Artemivsky rayon state administration, Donetsk region

“Due to the work of the RCRC the activists of the community organizations have the opportunity to participate in the competitions for participation in the micro-projects, get acquainted with the documentation and the legislation that regulate the work of the third sector. The main objective is dissemination of experience and good practices”.


Vitaly Kuruch, the head of economic department of the Bolgradsk rayon state administration, Odeska oblast.

“The Resource Center exists not only on paper. This is the place where you can receive the information, demonstrate yourselves and learn something from others”.

L. V. Shkred, the Head of the BSP “Shans”, Odeska oblast

“The Community Resource Centers look like both methodical and practical authorities for rural communities and local self-government authorities in collaboration with the various projects that are implemented now in the rayon. Different round tables, seminars, trainings, forums are organized for us. Practical assistance in the implementation of the EU/UNDP Project “Communit Based Approach to Local Development” is provided. It is this project that helped us in creation of these resource centers”.

Mariya Khoma, the Head of the rural council, v. Cherniatyn, Gorodenkivsky rayon, Ivano-Frankivsk region



Baryshivsky rayon community resource centre was created and equipped on the initiative of the rayon authorities (Kyiv region)



The Coordinator of Zvenygorodsky rayon community resource centre Liudmyla Strashna organizes trainings for COs on implementation of the projects (Cherkassy region)



Monitoring table of activities of 4 pilot community organizations in Taraschansky RCRC (Kyiv region)


Chapter IV

CAPACITY BUILDING

Capacity building involves such activities as training, exposure visits and other techniques utilized for skill enhancement/knowledge transfer. The purpose is to ensure effective implementation of CBA-II, to enable local communities, local authorities and other partners to adopt and practice the approach promoted by the Project. Following activities were carried out during the reporting period in context of capacity building:

4.1 Preparation of Training Materials

During the 3rd quarter, manuals on Energy Efficiency component and on Rural Economic Development were finalized and discussed during introductory trainings on EE and RED, held in July 2012. Amendments and recommendations were incorporated, and the final versions of the manuals were printed and distributed among partners and stakeholders. Manuals can be downloaded from <http://cba.org.ua/library/documents?lang=ua>.



CBA manuals on Energy Efficiency (1), Financial management of CO (2) and Rural economic development (3)

4.2 Trainings for COs' and representatives of rayon/regional authorities

a) Trainings for CO management teams: In the reporting period, 136 trainings were conducted in 15 oblasts and ARC for 682 CO executives and 186 representatives of local authorities. Key topics of trainings included: accounting, planning, MP preparation and implementation, PAS and public audit.



Training on micro-project implementation, Skolivskyi rayon (Lvivska oblast)

Since inception, 6875 CO executives and 2196 representatives of local governments were trained. Details are available in Table - VIII

In addition to the aforementioned trainings for CO activists and local authorities' representatives, the following trainings were organized by PMU:

b) Training for EE component was held on 12-14 July for 6 CDOs and 6 representatives of OSA/OC, coordinating EE component in their region. Details on training are available in Chapter - VIII

c) Training on RED component was organized on 10-12 July, for 7 representatives of OSA/OC coordinating RED component participated in this training, alongside with 7 CDOs. Details on training are available in Chapter- VII.

d) Cluster training of aspects of financial activities of CO: On 19-22 August, cluster training on financial management of CO was organized in Lviv for 17 CO representatives, coordinators of Rayon community resource centres and CDOs of Lvivska, Rivnenska, Volynska, Khmelnytska and Ternopil'ska oblasts.

Training was organized with the following aims:

- to eliminate major issues of finance management for CO economic activity on yearly basis through analysis of registration documents, statements of financial and tax reports, income & expenditures budgeting with data on MPP implementation.
- to clarify and eliminate weak points and recurrent failures within tranches reports on MPP implementation.
- to strengthen potential cooperation between COs and representatives of RCRC / authorities;

Besides the theoretical part, and question-answer session, practical work was organized in the field: the group visited CO "Novy obriy" and studied their financial management and documentation.



Cluster training on financial aspects of CO activities, Lviv 20-21 August 2012

Table – VIII: Trainings Organised*

S N	Participants	No. of training held					Persons trained				
		2011	2012			Total	2011	2012			Total
			Q1	Q2	Q3			Q1	Q2	Q3	
1	CO executives	637	282	144	126	1199	3795	1692	706	682	6875
2	Officials of rayon/regional authorities						1177	566	267	186	2196
3	CBA-II Project personnel	1	-	1	-	2	70	-	70	-	70
4	Regional/rayon focal persons	10	3	1	-	14	220	65	10	-	295

* Region-wise details in Annex – IV (A) (B)

Box – VI: Involvement of the rayon state administration/rayon councils representatives for helping people

"We are building partnership – the resource center has been established and works now in the rayon administration, they plan and foreseen, and we (the rayon council) on our side approve the funds for co-financing, we attend general meetings, help to prepare documents and constantly are in touch with the regional community resource center. Probably it is not the question - who is responsible and for what. The main thing is that each person is doing his job. And the result is that our communities never feel "abandoned" and confused. And we do not have problems with co-financing that exist in certain other rayons because together we anticipated possible difficulties and prevented them. This is, in my opinion, the partnership. Without further ado and beyond the political views".

Natalia Vladyslavivna Stadnik, the Deputy Head of the Beryslavsky rayon council, Kherson region

"The involvement of the rayon state administration and the rayon council officials for advisory and informational assistance to communities is effective. The community problems are promptly resolved".

Maryana Spivak, focal person from Dolynsky rayon council, Ivano-Frankivsk region

"The help of the RSA officials is very important and useful in the sense that the community sees that the management takes care and is interested in their problems, and this inspires the community to work more actively".

Olena Zadorozhnyha, the Head of Krasnenska CO "Nadiya", Donetsk region

Chapter V

COMMUNITY PROJECTS

To support improvement of living conditions in rural areas, strengthening participatory governance and for enhancing energy efficiency, CBA supports implementation of local priorities termed as community 'micro-projects' through small grants based on equity, do-ability, sustainability and cost sharing criteria. Following key sub-activities took place in this regard during the reporting period:

5.1 Community planning and mainstreaming of plans

Upon creation of community organization, community members prioritize problems of their village they want to solve. Through second dialogue, CO-members are familiarized with the need and process of participatory planning and bottom-up planning process. The CO-members identify their development needs, set priority and prepare community development plan (CDP). CDP is in form of conceptual proposal. Upon its approval from village/city councils, it is submitted to the LDF for review and approval. CDPs from various communities are debated at the LDF meeting and most appropriate plans are approved along with recommendations for rayon budget allocation.



Community members fill in the questionnaires indicating top problems in the village. Summarized questionnaires reflect the ranking of top priorities for CO activities, and are shaped as Community Development Plan (Volynska oblast)

In the third quarter, 43 community organizations prioritized their problems to be solved in cooperation with CBA Project and shaped them as CDP. Of them, 75% are devoted to energy saving issues (doors/windows replacement, heating system improvement/replacement, street lighting etc.), followed by 21% of problems connected with health and 4% devoted to water supply system.

In total, as of 3rd quarter 2012, 834 community organization defined priorities of their community development plans. Of them, 804 CDPs were approved in VC/CC level, and 741 - approved at LDF sittings.

Table – IX: Community Development Plans*

S N	Details	Unit	2011	2012			Total
				Q1	Q2	Q3	
1	CDPs prepared/granted	No.	515	150	126	43	834
2	Sectorial distribution of top priority						
	<i>Energy saving</i>	%	76.1	74.0	74.6	75.0	75.8
	<i>Water supply</i>	%	13.4	9.1	6.3	4.0	11.4
	<i>Health</i>	%	9.1	16.9	19.0	21.0	12.0
	<i>Environment</i>	%	1.4	0.0	0.0	0.0	0.8
3	CDPs approved at VC/CC	No	482	144	163	28	804
4	CDPs approved at LDF	No	321	175	169	76	741

* Region-wise details in Annex – V



Regional coordinators of CBA support preparation of micro-project proposals (Sumska oblast)

The majority of problems prioritized within cooperation with CBA Project are devoted to energy saving (windows and doors replacement, replace or repair of heating systems, street lighting, etc.) – 75.8 %, followed by health care (repair of health posts, medical equipment purchase etc.) - 12%, and to water supply (repair or renovation of water supply systems) – 11.4% and 0.8% to environment.

Priority of identified plans were set by the CO-members based on such criteria as *intensity* of need (80% or more households felt it as the first priority), *do-ability* (the micro-project is simple enough to be implemented within capacity of the CO-members), *resource availability* (willingness of donors, community members and local authorities to support the priority), *sustainability* (the beneficiary community should be able to sustain the object/services created under support of the Project.)

5.2 Approval of micro-project proposals

In the third quarter, upon LDF level approval, 750 COs developed micro-project proposals and submitted them to CBA. A typical proposal includes a set of documents such as technical documentation, cost estimate with proposed cost sharing, commitment letter from stakeholders, protocols of decisions made at various point of time, statute of the CO, bank account evidence, micro-project proposal, result of participatory assessment and/or maturity index, sustainability mechanism etc.

In the reporting period, 189 micro-project proposals were approved. Since inception, 735 micro-projects were approved with a total cost of UAH 129mln. Cost sharing, sectorial distribution and beneficiary distribution is given in Table - X:

Table – X: Distribution of cost, sector and benefit of 735 MPs

Cost Sharing	(%)	Sectorial Distribution	(%)	Benefit Distribution	(N/%)
CO	7.5	Energy saving	78.2	Population (in '000)	842
VC/CC	13.1	Water supply	10.1	School/kindergarten, %	66.0%
Rayon	31.6	Health	11.0	Health post, %	11.5%
Oblast	3.3	Environment	0.7	Local community, %	22.5%
CBA	42.7				
Private Sector	1.8				

* Details in Annex – VI A, B



Opening of envelopes with tender propositions, Vijtivka community of Vinnytska oblast



Tender in Krestyanovka village, AR Crimea

5.3 Implementation of Micro-project

All micro-projects approved by the third quarter 2012 were put in process of funding/implementation. It included signing of a grant agreement between CO and UNDP and release of the first tranche to the account of the beneficiary CO. Signing of grant agreement at the CO general meeting develops a strong sense of ownership and accountability among the CO-members regarding the resource utilization and timely completion of the work.

Following the release of the first tranche, the COs start the process of necessary preparation for implementation. They form a functional group and a tender committee, and announce a tender for selection of contractor. The best bid is chosen by the CO and contract is signed for implementation of the micro-project. As the implementation proceeds, quality supervision committee monitors the works from time to time. Based on the work completion, reporting and verification, total grant amount is released in three tranches.

Table – XI: Implementation of Micro-Projects

	Activity	2011	2012			Total
			Q1	Q2	Q3	
1	MP Proposal Submitted by COs	117	194	320	119	750
2	MPPs Approved by CBA	112	116	318	189	735
3	MPPs provided with funding from CBA	112	116	318	189	735
4	MPs completed (works done)	-	12	37	150	199
5	Public audit conducted	-	6	28	123	157
6	O&M funds established	68	144	269	115	595
7	MPs handed-over	-	6	19	100	125

* Region-wise details are given in Annex – VI and Annex – VII

Box – VII. Opinions about Quality Supervision Committee

“Control, control and control again! I have been working for many years as the chief accountant, more than once experienced inspections of regulatory authorities, and I am well aware how difficult it is to work with the budget. UNDP - although a grant organization but also a budget organization, and its demands not softer than the State Financial Inspection has. At meetings of the Forum I was listening to the project coordinator and thought - technical supervision, SFI, prosecutors, other law enforcement agencies and even the Quality Supervision Committee - how much things a poor community must have a deal with! And yet the inhabitants themselves should control as they have collected their own money! But it is good, this increases the desire to learn, to improve professional level, to do their job qualitatively and what is the most important thing for me as for the accountant - to spend the money correctly and transparently!”

Olga Volodymyrivna Poriadina, the chief accountant of the education department of Nyzhnyosirogozky rayon, Kherson region

“In my opinion, the QSC activities are very effective because they make it possible to achieve high-quality results and efficient usage of resources”.

V. B. Melnychenko, the Head of Architecture Department of the Balta rayon state administration, Odesa region

“It is essential that there is QSC because this is one more quality control stage on the quality of the project implementation, financial flows and their usage. The community believed in themselves, in their capabilities. The level of trust in each other and to the government authorities has been increased. We are very grateful to the EU/UNDP Project “Community Based Approach to Local Development” that it taught us how to work together and to solve community problems”.

Bogdan Vasylyovych Bilyi, the Director of Cherniatynska secondary school, CO functional group member, Ivano-Frankivsk region

“The activities of the Quality Supervision Committee enable the community to be sure that all works on the project implementation will be executed efficiently. Because the work of the contractor is evaluated by the experts”.

Roman Kos, the Head of regional development and construction department of the Dolynsky rayon state administration, Ivano-Frankivsk region

“The Quality Supervision Committee, in my opinion, is very necessary because the communities are not competent in all aspects concerning the construction, and the committee consists of experts from the rayon state administration and can control the accuracy of performance and compliance with all standards and provide technical assistance to the community”.

Zoriana Orlovska, the Head of the economic department of the Galytsky RSA, Ivano-Frankivsk region

“According to the opinion of the Quality Supervision Committee members its work is necessary to ensure the control on the implementation of the community micro-projects, achieving qualitative results and monitoring of the work performance”.

Oleg Oleksandrovykh Tatarkov, the Deputy Head of the Krasnoarmiysky rayon state administration, Donetsk region

Box – VIII: Opinion of community members/beneficiaries about results of micro-project implementations

"To be honest - even during the general meeting of the community, preparation of micro-project and then signing the grant agreement we did not fully believe that we would succeed. First, in our understanding it was the remoted European experience which would not take root on our territory. But the results say otherwise. And it is good".

Nina Mykhaylivna Pospelko, a member of CO v. Novoberslav Beryslav district Kherson region



Capital repairing of water supply system in v.Verba (Rivna region)

"Somehow it happened that we thought it would be very difficult. During trainings we learned how to prepare so many documents! I look at neighboring communities – yes, they have a lot of difficulties. We have implemented our first project and even did not notice how. Whether we were more professional or we listened attentively when we studied or just wanted to do better - I do not know. But we already appointed the second object for the second micro-project".

Vira Ivanivna Kutishcheva, the Head of CO "Dobrobut", v. Nyzhni Sirogozy, Nyzhnyosirogozky rayon, Kherson region

"Due to implementation of the CBA projects the community of the village Bannivka united, the community members have great confidence in the work of BSP "Vidrodzhennia-1", they gained experience and are ready to implement other projects".

Ganna Georgiyivna Gencheva, the Head of BSP leader "Vidrodzhennia-1", v. Bannivka, Bolgradsky rayon, Odesa region

"Participation in the project and the results achieved encourage the community to implement new initiatives, we also try to bring to life other our plans".

Borys Bondar, v. Oksanyno, Umansky rayon, Cherkasy region

"We visited the kindergarten where the work went to completion: 51 windows of 72 existing were replaced, the plastering of window esconsions was finished and also some other minor building works were performed. The construction manager showed us the rooms so that we could see what had been done.

Although the repairing in the kindergarten was not yet fully completed the premises outside and inside were lively, they were lightened and sunny-white. What remains to do is to change wallpapers on the walls and to wash everything from construction dust. And now after we`ve seen all this beauty will it be the lack of the desire to help the kindergarten to change 20 remaining window units? Of course not. It is now our priority. If the people from Europe help our children to stay warm in winter, we cannot stay indifferent. Since all children are our Ukrainian children and that`s why we are the one big family ... "

Petro Menchuk, the Head of CO "Promin", Novomykolayivsky rayon, Zaporizhia region

"Inhabitants admit architectural improvements of the building, improvement of the studying conditions and health services for children. They are our children and we want them to stay living in our village, in their homes".

M. M. Kopchak, member of CO "Nadiya", v. Trostianets Dolynsky rayon Ivano-Frankivsk region

"The community has become much more active. All people have convinced that the funds can be directed to solve one problem chosen by the community. Inhabitants of communities are thankful to the Project for the opportunity to study, from now communities can participate in other projects. "Together we are the power". During the implementation of the Project "Community Based Approach to Local Development" the community has become more active, purposeful and united. The management of the project has managed to create an enabling environment for sustainable socio-economic development at the local level through self-realization and social activities of the community. All dreams come true when the consolidated community takes on the case. "

Larysa Bezsmertna, the Head of Yakovlivsky rural council, Artemivsky rayon, Donetsk region

"Residents of villages and small towns understand that together we can do much more work, quickly and accurately, because the large volume of work requires more funds that can be provided from only one local budget. The community activity is the key to creating comfort in the countryside".



People of all ages get benefits from implementation of the micro-project on installation of the street lighting in v. Omelnyk (Zaporizhia region)

Ivan Petrovych Manchenko, a villager of v. Gryshyno, Krasnoarmiysky rayon Donetsk region



Quality supervision committee in Dubensky rayon (Rivnenska oblast) checks the process of water supply project implementation

5.4 Post-completion activities

Once the micro-project is completed, the CO passes through a series of steps involving public audit, commissioning, handover, inauguration, media outreach, permanent donors' visibility, operation and maintenance etc. All these ensure high degree of transparency and high probability of resource utilization and local ownership of the object created. The feeling of ownership of the completed micro-projects is necessary for its operation and maintenance with community participation.

5.4.1 Public audit

Upon completion of the project, CO organises a public audit of the sub-project. Public auditing is a process during which the CO members assess the performance of their executives and functional group. It involves general members, VC/CC officials, contractor, OIU team, and media. During the meeting functional group presents final progress report to the CO. The CO members are invited to inspect the quality of physical output of the sub-project and financial transactions. They can receive clarification on queries and make suggestions. Upon finding it satisfactory, the CO makes a public clearance of the tasks accomplished. The clearance is recorded in the minute and signed by all the beneficiaries. A brief summary of the report is supposed to be displayed to public on a signboard.



In Horbakiv village, community organization accumulates membership fees between 3 funds: Fund of community development, Fund for micro-project implementation and Operation and maintenance fund

In the reporting quarter, 123 micro-projects were audited with participation of more than 17`000 CO members and 490 local authority representatives. Since inception, 157 micro projects were audited (Table – XI).

Box – IX. Opinions about public audit

"All people, not only community members, should be invited to participate in the public audit, because it is not just an element of control but also the opportunity to hear everyone drawing conclusions on people's opinion, to improve the work of the organization in the future because we will not confine ourselves to one micro-project".

Svitlana Ivanivna Kutishcheva, secretary of Nyzhnosirohozkoyni village council, Kherson region

"We had been holding the public audit for the second time. What conclusions have I made? In the community, which initially gathered people together, listened to their suggestions and discussed each step - never questions will arise on public audit! And all activities of the organization will be evaluated by "excellent" mark!".

Liudmyla Victorivna Pavliuchenkova, the Head of Velykoblagoivshchensky village council, Kherson region

"Public audit is a really interesting form similar to questioning. And five very simple questions can at once provide the answers - how transparent the community have been working, how much people trust its leader and whether it makes sense to continue the work in this format or it is necessary to change something".

Tatiana Sergiyivna Magdych, an activist of CO "Sich", v. Gornostayivka Gornostayivsky rayon, Kherson region

"Villagers always would like to know who and how much money spent doing some work in the village. "Public Audit" allows "to lift the veil" and omissions. All figures are open to all, people independently assess the results of this project".

Liudmyla Sverdel, v. Sygnayivka, Shpoliansky rayon, Cherkasy region

"Usually the work of the contractor is approved and evaluated by the representatives of the senior management, and here we evaluate - the community! I see such situation for the first time, but what we should evaluate if we finally have got a water that we had been waiting for so long time! Our own water - not transported! And look how the new tower of Rozhnovsky is shining - it's just a miracle. Thanks to the Project, to the contractor and to all people who helped us to solve our urgent problem. My rating of the work is "excellent".

Natalia Vozna, CO "Rivnopillya", v. Rivnopillia, Guliyapolsky rayon, Zaporizhia region

"Due to the public audit the work on the project becomes publicized. During the audit the community sees if rationally have been used involved finances, both from the community or the Program side".

Yulia Zharonkina, the treasurer of Luhansk CO "Luhan", Artemivsky rayon, Donetsk region

5.4.2 Commissioning and handover

Ensuring ownership of the results obtained by the COs in the framework of CBA is of utmost importance. Therefore, understanding must be reached with CO and VC/CC/RSA regarding the ownership of the property created/rehabilitated and use/maintenance of the same.

As showed in Table - XI, 100 completed objects were handed over to the balance of the owner (village council) with an increased market value. Since inception, the number of objects handed over amounts to 125.

5.4.3 Operation and maintenance of objects

CBA Project promotes the idea of sustainable development at local level. This idea envisages creation of appropriate mechanism enabling enable the CBA communities to continuously receive the stream of benefit from the object created/repared through active participation of the community members. In the first quarter, Guidelines on Operation and Maintenance of Micro-Projects were developed and distributed to OIUs so as to provide guidance on establishment of O&M mechanisms.

In the reported quarter, 115 operation and maintenance funds were established by community organizations, making it 595 since inception (Table – XI); oblast-wise details are given in Annex - VII. This includes O&M funds established by the decision approved by the community meeting and recorded in the minutes. Operation and maintenance of micro-projects by the community members is a relatively new idea, therefore, it lacks clarity, policy and procedures. Despite this, the COs try various options to actualize this idea.

Вох –Х: Думки громад щодо Фонду підтримки життєдіяльності об'єкту

"Our CO "Torgovytsia Development Agency" takes an active part in various projects, thereby attracting additional funds for the development of rural infrastructure. Today we are working in the All-Ukrainian project for local self-government authorities with the project "Step by Step to a socially active school", regional project "School as a social and cultural center of rural community development", with the International Organization for Migration, the Swiss Cooperation Office in Ukraine, WURCC with the project "Prevention of human trafficking through the development of social work and community mobilization".

Liudmyla Andriyivna Vyshynska, v. Torgovytsia Horodenkivsky district

"OMF is a guarantee that the object repaired and restored by the community will be saved".

Natalia Valentynivna Shestakova, the Head of Economic Department of Krasnoarmiysky RSA

5.4.4 Experience

the procedure of MPP preparation took longer than expected. This is related to the changes introduced in Ukrainian legislation. According to Article 31 of the Law 'On regulation of city construction' and the Regulation #560 of the Cabinet of Ministers' (dated 11.05.2012) on expertise of construction projects, projects related to construction of new buildings, repair and renovation should undergo a special expertise. The time frame of the expertise of project documentation is up to 30 days, and the expertise its budget/cost estimate of the project – up to 15 days. If amendments are recommended to the project proposal, it should undergo another round of expertise. The time frame of the second expertise might take up to 15 days. Therefore, in case if micro-project proposals had to undergo several rounds of expertise, the process was often delayed.

Furthermore, budgetary constraint due to forthcoming national election has caused delay in initiation and implementation of micro-project since the local authorities find it difficult to commit/provide resources under cost sharing arrangement.

Вставка – XI: Impressions of communities after implementation of micro-projects and plans for future

"Achievements are obvious – this is a number of COs and social projects initiated by the inhabitants, growing each year. Our plans foreseen further fruitful cooperation with the CBA Project and other donors. In plans there are rather down-to-earth activities, first of all to provide Internet connection for rural communities, it is no secret that the lack of it significantly reduces the prospects of development and community awareness. And the priority direction for today is the direction of implementation of economic initiatives and micro-projects that foreseen the creation of agricultural cooperatives. This direction is quite interesting, though less known. But I am sure that the new is often good, so I am confident that the positive results would be forthcoming."

N. Y. Osypenko, focal person from Kostiantynivsky rayon council, Donetsk region

"In the future we plan to participate in the energy efficiency component and if our community will be selected we plan to complete bringing the school to a good state - we want to implement energy saving measures, and besides by attracting sponsors and own community funds to equip with computers not only the computer class, but all classrooms. How it can be when the work is completed quickly and qualitatively the community has been convinced during implementation of its first micro-project on replacement of window units in the rural school when all people got together."

Maryna Harytoniuk, CO "My village Korniyivka", Veselivsky rayon, Zaporizhia region

"Upon completion of the project, we plan to continue collecting funds for community development and solving of its problems, we will attract investors."

Ruslana Dmytrivna Voloshchuk, v. Triytsia, Sniatyn rayon, Ivano-Frankivsk region

"The community intends in the future to participate in such projects. In CO plans – repairing of the roof of the lower school building, replacement of windows and doors in the House of culture, installation of street lighting, construction of central water supply system, construction of the gym."

I. M. Kabynets, the Head of CO "Nadiya", v. Trostianets, Dolynsky rayon, Ivano-Frankivsk region

Chapter VI

REPLICATION COMPONENT

CBA-II envisions that the community based development methodology will be gradually internalised into the national framework of local development. From this perspective, there is a provision for capacity building support to competent partners at regional/local level.

Under the component of CBA methodology replication, it is expected that oblast and rayon focal persons will be intensively involved in model implementation, with technical support and backstopping from CBA team. Grant for community projects is based on special cost sharing - local/rayon/regional authority – 70%, CBA Project – 25% (maximum ceiling USD 2600 equivalent in UAH) and community organisation – 5%.

During the reporting period, replication component entered its active implementation phase, focusing mainly on training of community activists, preparation and approval of micro-projects.

6.1 Establishing partnership with rayon authorities



Launching seminar in replication rayon,
Rivnenska oblast

The process of selection of replication rayons followed the same procedure as by selection of the main pool of pilots. Main criteria for rayons' selection were the same. However, priority was given to selecting new rayons which participated neither in CBA-I, nor in CBA-II, and rayons from the reserve list of CBA-II.

Initially, 62 rayons were selected for piloting CBA replication, but 1 rayons of Donetsk oblast terminated partnership. Of all the replication rayons, 26 participated in CBA-I, and 35 are new. All the rayons signed partnership agreements with UNDP/CBA.

Procedural details of replication component are given hereunder.

- a) Holding rayon seminars:** After the selection of replication rayons, launching seminars were conducted in each of them in participation of head/deputy head of rayon state administration (RSA) and rayon council (RC), relevant departments of RSA/RC, heads of all village and city councils with less than 10,000 population, NGOs, local media etc. In average, 42 persons participated in these seminars. In the reporting period, 2 rayon seminars were held in Vinnytska and Odeska oblast.
- b) Signing partnership agreements:** In the reporting period, Partnership agreements were signed with 1 replication rayon, constituting a total of 61 partnership agreements with replication rayons.

Table – XII: Signing of MoU with Rayon Authorities (Replication)

SN	Activity	2012			Total
		Q1	Q2	Q3	
1	Rayon seminar held	57	2	2	62
2	MoU signed	53	7	1	61

Region-wise details are given in Annex – VIII (A, B).

6.2 Establishing Partnership with Village Councils

- a) Selection of pilot VC/CCs.** Competitions among VC/CCs were announced during rayon seminars. Quota of 4 VC/CC was allocated per rayon. In the 3rd quarter, 22 pilot village/city councils were selected using standard CBA procedure. Total amount of VC/CCs selected for partnership through replication mode is 228. In Chernivetska, Vinnytska and Odeska oblasts VC/CC are to be selected.
- b) Holding VC/CC seminars.** After the selection of pilot VC/CC, seminars were held in participation of rayon focal person, VC/CC head, members of local councils and representatives of community to familiarize them with CBA methodology and terms of partnership. In the 3rd quarter, 32 seminars were held in participation of 849 persons. Since inception, 3820 persons participated in 219 VC/CC seminars (Table – XIII).

Table – XIII: Participation in CBA Launching Seminar in VC/CC (Replication Component)*

Year	# of VC/CC Seminar	Participants								
		Oblast Authorities	RSA/RC heads/ deputy heads	Other officials of RSA/RC	VC/CC heads	NGO	Media	Others	Total	
2012	Q1	4	0	4	8	4	212	8	0	240
	Q2	183	29	145	155	144	2201	57	162	2731
	Q3	32	3	29	49	32	34	4	673	849
Total	219	32	178	212	180	2447	69	835	3820	

* Region-wise details are given in Annex – VIII (A, B).

- c) **Signing partnership agreement:** Following the seminars, the VCs/CCs signed MoU. During the quarter, 34 VCs/CCs signed MoU for CBA implementation at local level, since inception 193 MoU were signed. Details are available in Table – XIV.

Table – XIV: Selected VC/CC and MoU

SN	Activity	2012			Total
		Q1	Q2	Q3	
1	Selected VC/CC	44	162	22	228
	Old VC/CC	3	35	4	42
	New VC/CC	41	127	18	186
2	MoU signed	0	159	34	193

Box –XII: Participation in the methodology replication component: opinions of rayon authorities

“When the first stage of the project had been finished we had great hopes to continue this work. And indeed it has happened. But if for the first time we had to persuade some village councils to try a new approach, then after 3 years there were much more interest. Two rural councils have implemented even 2 micro-projects. That’s why we discussed the conditions of participation in the replication and decided: let’s try! If it was successful then we would be able to do this by ourselves!”

Grygoriy Victorovych Vermiyenko, the Head of the Gomostayivsky rayon state administration, Kherson region

“Due to the Project “Community Based Approach to Local Development – II” and its coordinators in Zaporizhia region the communities of our rayon have finally learned how to make self-scheduling and understood the importance of local self-governance, and felt the full responsibility for making management decisions. Our rayon is not limited to four registered communities - we have substantial rayon budget and relevant rayon program on implementation of the community micro-projects in accordance with CBA methodology. That’s why today we have already registered nine community organizations. And as we already know - we have the first two communities in Ukraine that have received approval of their own micro –projects.”

Irina Kukovynets, the Head of the Veselivsky rayon state administration

“Our rayon has been implementing the Program of the local self-governance government already for 8 years. The purpose and main objectives of our Program correspond to the ideology of the EU/UNDP CBA-II Project – it is the development of participation of communities in solving local problems and formation of effective civil society”.

L. M. Stepanenko, the Deputy Head of the Kostiantynivsky rayon council

6.3 Developing Support Structures

As described in Chapter-III, various forms of support structures form basic foundation for CBA methodology. The same foundation structures and same procedures for their formation were envisaged in case of methodology replication as well. Accordingly, following achievements³: took place as of September 2012:

- **Community selection:** 224 communities were selected in the pilot VC/CC through competition;
- **Community organisation:** 150 community organisations were formed. Of them, 144 were registered legally and 145 were enrolled with relevant VC/CC;
- **Local development forum:** 45 local development forums were established / grafted;
- **Rayon community resource centre:** 48 rayon community resource centres were established/ grafted.

³ Data as stated on June 2012

Table – XV: Support Structures Developed in Replication Areas*

SN	Activity	2012			
		Q1	Q2	Q3	Total
1	Community selection	4	165	55	224
	<i>CBA-I community</i>	0	34	13	47
	<i>New community</i>	0	135	42	177
2	COs formed/grafted		106	45	151
	<i>CBA-I COs</i>		29	4	33
	<i>New COs</i>		77	41	118
3	CO formalisation				
	<i>Enrolled with VCs/CCs</i>		92	53	145
	<i>Legally registered</i>		82	62	144
4	Household participation/membership				
	Target households		28017	14226	43443
	Participated households		21227	12385	33612
	CO members		22771	19332	42103
	<i>CO members male</i>		41.2	43.2	41.3
	<i>CO members female</i>		58.8	56.8	58.7
	LDFs (formed/grafted)	3	30	12	45
	LDF sittings held	3	42	36	81
	CRCs formed/grafted		33	15	48

* Region-wise details in Annex – VIII (A, B).



LDF meeting in Kostyantynivskiy rayon (replication partner), Donetsk oblast



LDF meeting in Trostyanetsky rayon (Sumska oblast)

6.4 Building Capacity

As described in Chapter-IV, various forms of training activities were carried out to build capacity of stakeholders while implementing CBA methodology. The same activities were also carried out in case of methodology replication as well, to build the capacity of stakeholders in the replication pilot areas. In particular –

- Guidelines were prepared for replication methodology for Project staffs and partner authorities;
- Project staffs and focal persons of the replicating rayons were trained how to implement replication;
- Community members and local representatives of local authorities were provided with training and exposure visits. Training included areas of CO-management, planning, project implementation and so on.

In the reporting period, 45 trainings were organized for 176 community leaders and 60 representatives of local authorities. Since inception 128 trainings took place for 777 persons (540 CO activists and 237 focal persons from local authorities) within replication component.

Table – XVI: Trainings Organised in Replication Areas*

S N	Participants	No. of training held					Persons trained				
		2011	2012			Total	2011	2012			Total
			Q1	Q2	Q3			Q1	Q2	Q3	
1	CO executives	0	9	74	45	128	0	90	273	176	540
2	Officials of rayon/regional authorities							66	112	60	237

* Region-wise details in Annex – IX (A) (B)

6.5 Community projects

As procedural details given in Chapter-V, activities were initiated for supporting COs regarding implementation of micro-projects. Since CBA methodology is process-oriented and requires CO to be mature before undertaking planning and micro-project activities, and since the replication activity was initiated during early 2012, not many COs reached at the stage of micro-project by the reporting period.

In the reporting period, 63 replication COs prepared community development plans. Total number of CDP in the replication rayons is 101, of them 67 were approved by VC/CC, and 68 – approved by LDF (Annex – IX-A, B)

22 MPPs were approved for funding in the 3rd quarter, making it a total of 25 MPPS. Of them, 23 projects are aimed at energy efficiency / saving and 2 are related to improvement of healthcare.

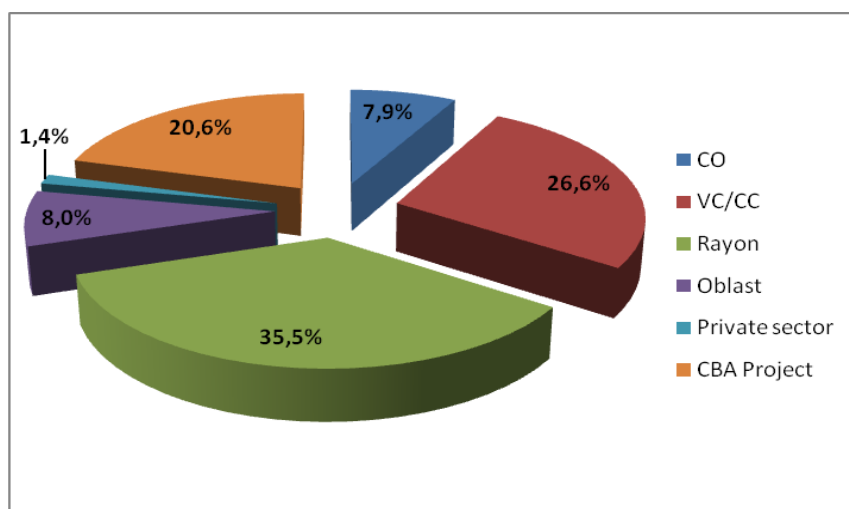
Total cost of the approved micro-projects is UAH 2.6 mln. Of it, 543`000 (20.6%) is the contribution of CBA, 1,848`000 (70.2%) cost-sharing from local budgets, 207`000. (7.8%) - contribution of community members and 36,000 was shared by private sponsors (Chart -I).

These projects are expected to benefit more than 23`000 persons, 20 schools/kindergartens, 4 hospitals and one community. By the end of 3rd quarter, 3 micro-projects were completed. Public audit was conducted on these objects in participation of community members, and the object was handed over to the owner. All 25 micro-projects had established operation and maintenance mechanism. Details on micro-projects are given in Annex – X (A, B) and Annex – XI.



Replication community of Kornivka village (Zaporizka oblast) completed their micro-project on energy saving in local school earlier than many other pilot COs

Chart – II. Distribution of cost-sharing of replication micro-projects



Box– XIII: Participation in the methodology replication component: opinions of rural/village councils heads

"The community of the village Kayiry has finished two objects in the frame of the Project- a medical clinic and a kindergarten. Both - without the help from the rayonbudget. What can I say - in comparison with other village councils we are not poor. But as I said, say now and I will be saying – even if one thousand grivnas will be given – we will take! And the experience of the usage of funds from different sources and increasing of the budget of works, and improving of performance in investments.."

Anatoliy Ivanovych Tarasenko, the Head of the village council, v. Kayiry, Gornostayivsky rayon, Kherson region

"I realized that we have already used our possibilities to participate in the project (the community has implemented two micro-projects during the first stage). But we do not want to say goodbye, we got used to our meetings, to our intense work when everyone helped each other. But there are no budget funds for co-financing! But anyway, I put this question to be discussed by the village. The decision was unanimous – to continue our work with the Project. It will be difficult, much more difficult. And today, we still do not know how much money we will manage to collect and who can help. But as proverb says: the eyes fear – the hands do. It always happens in life that even in the most difficult time the solution can be found. And for some reason it is not as scary as it was before, because I know - if we cannot manage to do ourselves we will not stay without the support. There are many of us. "

Vasyl Arkadiyovych Krivosheyev, the Head of Marynsky village council

"For me this is the question of prestigiousness of our village and attracting of investment. This is the first. Therefore, the issue is not only in the plane of the amount of money the EU / UNDP. And the second is that if I have not submitted an application on behalf of the village council and our village has not been selected there would be no grants, no finding from the regional budget and no funds from the rayon authorities or communities. And on our own costs we could not repair our water supply system. And now there is an interest from the foreign investors and the hope to repair the water supply system."

Ivan Senyk, Zaporizhia village head, Veselivsky rayon, Zaporizhia region

"During 2009-2010 years my community had been observing how other communities in the rayon collaborated with the CBA-I Project; their achievements were constantly highlighted by the local press. Due to this and to the support of the Kostiantynivsky rayon community resource centre the community organization "Eneyida" has been established on the territory of the village council. In the beginning, even without the support of the Project we implemented 2 small social projects, but it became apparent that the community initiative group didn't have enough knowledge on sustainable development of the CO and organizational issues. Therefore, the participation in the CBA-II became very important for us, even on the condition of the proposed funding."

V. V. Shapovalov, the Head of the Oleksandro-Kalynivsky village council, Kostiantynivsky rayon, Donetsk region

Chapter VII

RURAL ECONOMIC DEVELOPMENT

Under rural economic development component (RED), CBA-II Project envisions support small economic initiatives of the rural communities on a limited scale. The main focus is on promotion of collective actions that could lead to income generation and employment creation in rural areas. It is to be achieved through 17 cooperative development, and value-added to local products through efficient production, packaging and shared marketing.

Implementation of rural economic development component of CBA-II (RED) was launched in March 2012 with the recruitment of specialist coordinating respective activities. Following activities were carried out towards during the reporting period:

7.1 Selection of pilot areas

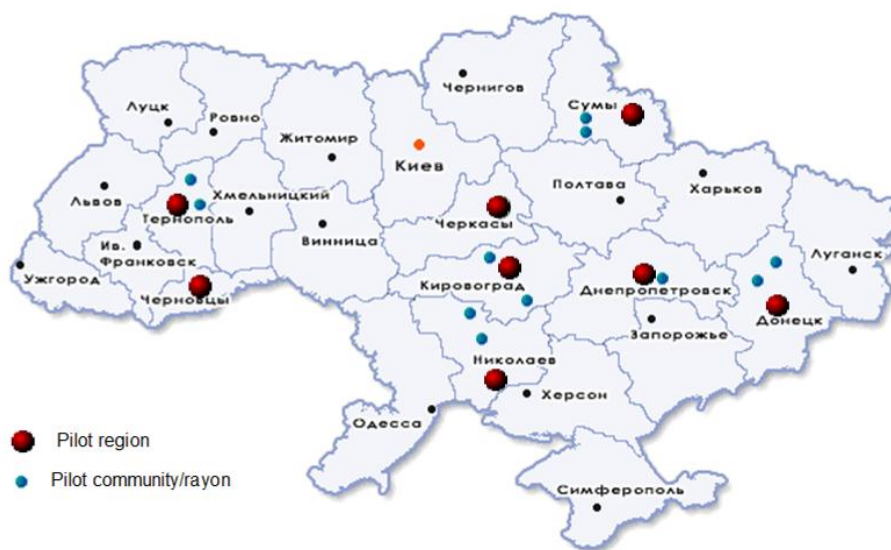
Selection of pilot areas for RED component was cluster-based. 5 clusters were defined: north, south, east, west and centre. In each of them one pilot region was selected, based on the set of criteria including level of agricultural activity, unemployment and poverty, level of accessibility of cooperatives, willingness of oblast authorities to support cooperatives, level of CBA rayon coverage in the region, indicators of success in implementation of CBA-I and the competency of CBA regional staff to implement RED component.

The selected regions (called normal piloting) are : Donetska, Kirovohradska, Mykolaiivska, Sumska and Ternopil'ska.

In addition, three regions were selected to implement *special piloting* projects: Cherkaska, Chernivetska and Dnipropetrovska. In these regions, cooperatives will be created in non-CBA communities.

"The present day realities leave the ordinary farmer on the territory where there is no work. For households the ability for households to develop their own business is vague, because the loan funds are unwieldy burden, also there are no institutions that would provide for free the knowledge about new technologies and their implementation in the small agricultural business for the farmers. Creation of the cooperative with CBA-II will become sufficiently effective lever to change this situation and to shift this question from its point."

O. V. Zhadan, the inhabitant of the village Oleksandro-Kalynove, Donetsk region



Map – II. Area of implementation of RED component

In July 2012, launching seminar was held in each of 5 regions (*'normal' piloting*) with an aim to launch RED program in the region. Participants of the seminar were heads/deputy heads and contacts person of CBA-rayon authorities, heads of CBA-village/city councils, chairpersons of those COs in the region, that were interested to participate in RED programme of CBA. During this seminar, terms of partnership were presented, action plan and competition among pilot COs was announced. As a result, applications from COs were received, ranked by OIUs and submitted to PMU for review and approval.

In August 2012, 10 communities (2 per region) were selected through an open competition. Criteria of selection were as follows: (a) level of unemployment and poverty, (b) level of CO-members willing to join cooperative and undertake economic activities, (c) past performance of the CO while working with CBA, (d) commitment of rayon authority to facilitate and support cooperative activities. List of pilot communities is available in Table – XVII.

Table – XVII: RED pilot areas ('normal' piloting)

Nº	Oblast	Rayon	Village	Name CO
1.	Donetska	Artemivskiy	Berestove	CO "Vidridgennia"
		Kostiantynivskiyi	Olexandro-Kalinove	CO "Eneida"
2.	Kirovogradska	Olexandrivskiy	Pidlisne	CO «Pidlisninske samovriaduvannia-krok u maibutne»
		Dolinskiy	Gurievka	CO "Gurivka maibutnogo"
3.	Mikolaivska	Snigurivskiy	Barativka	CO "Ellada"
		Bashtanskiy	Novopavlivka	CO "Impuls"
4.	Sumska	Burinskiy	Chernecha Slobidka	CO "Chernechoslobidske",
		Lipovodolinskiy	Pobivanka	CO "Pobivanka"
5.	Ternopilaska	Pidvolochiskiy	Koshliaky	CO "Zelena Krinita"
		Kremeneckiy	Losiatin	CO "Dobrobut"

In *'special' piloting* regions, launching seminars were organized in Cherkaska and Chernivetska regions in participation of rayon authorities which did not participate in CBA. Terms of cooperation were represented, and competition of rayons was announced. 4 rayons were selected as mentioned in Table - XVII.

In each of selected rayon, rayon seminar was organized and competition of village councils was announced. One community will be selected in each rayon based on the criteria such as (a) level of unemployment and poverty, (b) level of CO-members willing to join cooperative and undertake economic activities, (c) past performance of the CO while working with CBA, (d) commitment of rayon authority to facilitate and support cooperative activities.

In Dnipropetrovska region, Petrykivskiy rayon was selected as a special case to pilot production and marketing of local crafts. List of pilot rayons is available in Table – XVIII.

Table – XVIII: RED pilot areas ('special' piloting)

Nº	Oblast	Rayon
1.	Cherkaska	Zgashkivskiy
		Zvenigorodskiy
2.	Chernivetska	Strogenetskiy
		Kitsmanskiy
3.	Dniprpetrovska	Petrykivskiy

7.2 Capacity Development

a) Training of staffs and authorities: On 10-11 July 2012, a training was organized in Kyiv for 7 focal persons from OSA/OC deputed by the authorities to supervise implementation of RED component in their regions and 7 CBA community development officers. Programme of training included:

- concept and principles of cooperation,
- legal framework for cooperatives in Ukraine,
- strategy of RED component and its implementation procedure,

b) Preparation of training materials: Leaflet, manual and training materials were prepared, printed and distributed among partners and stakeholders in pilot regions. A 13-minutes video film about cooperatives was prepared, to be used during 1st dialogues with communities.

c) Sharpening RED vision: CBA supported in organization of the mission of expert on local economic development from Bratislava Regional Centre, Mr Nick Maddock during 26-30 March 2012 and included meetings in the Ministry of Agriculture Policy, Institute of Economic prognosis, USAID Agro Invest Project, Committee on Agrarian Policy and Land Relations of Verhovna Rada, Secretariat of the Cabinet of Ministers, CIDA Agriculture-Insurance Sector Development, Union of Agricultural Cooperatives of service, Association of farmers and landowners, UNDP/Sub-Office, stakeholders in ARC. The mission provided a set of recommendations useful for RED component of CBA including in the area of cooperative development, extension service and rural-urban linkage.

7.3 Establishing of support structures

a) Working group formation

A working group on rural economic development was formed on 30 March 2012 in participation of representatives of key relevant governmental and non-governmental institutions including the Ministry of Agricultural Policy, Institute of Prognosis and Forecasting of the Academy of Science of Ukraine, Union of Agricultural Service Cooperatives, State Fund for Farm Support, Association of Farmers and Private Landowners and several specialized universities etc. The first meeting of the working group reviewed the situation of rural economic development in Ukraine and made following conclusions:

- Rural citizens have quite a low level of acknowledgement regarding opportunities of small scale economic activity in the rural area, and especially regarding the moratorium on land sale and consequences of its abolition;
- Specificity of rural citizens' mentality should be taken into account while implementation of RED component of CBA-II;
- Special attention should be paid to sustainability of created cooperatives.

b) Holding dialogues with communities

Agricultural service cooperatives are the vital support structures to be developed under RED programme of CBA. As of 3rd quarter 2012, dialogues were held with target communities in Kirovogradska and Sumska oblasts whereby community members were sensitized about necessity of mutual cooperation and collective actions for ameliorating their economic wellbeing.

7.4 Future Course of Action

Following activities are to be undertaken within RED component in the 4th quarter, to pave the way for cooperative establishment:

- Selection of pilot village councils and communities (within 'special' piloting) will be completed;
- First dialogue will be held in all communities
- Training of initiative groups will be organized; The initiative groups will carry out the task of target household identification, economic development concept preparation and statute development

Chapter VIII.

ENERGY EFFICIENCY

Overall objective of energy efficiency component of CBA-II (EE) is to enhance local capacity by enabling citizens and local authority to learn about energy efficiency technologies and use them jointly to solve their energy problem in a sustainable way. This is to be achieved through (a) review and improvement of regional energy efficiency strategies; (b) support to pilot micro-projects of energy efficiency based on introduction of micro-scale innovative technology and renewable energy sources; (c) awareness raising campaign.

Implementation of energy efficiency component (EE) in the third quarter of 2012 was devoted to selecting pilot rayons in the regions and preparation for launching activities on updating energy strategies in the selected regions.

8.1 Selection of pilot area and launching of activities

EE component is implemented in two dimensions: 'advance piloting' involving upgrading of energy strategy and awareness elements and 'normal piloting' without strategy upgrading and with less focus on awareness campaign. In the reporting period, following actions were undertaken in order to launch the above mentioned components:

'Advanced piloting' works beyond implementation of micro projects on energy efficiency and renewable energy, and approaches the issue of energy saving from the strategic point of view. Six regions selected for such activity will be provided grants for the following activities:

- a) updating/improving existing energy strategy
- b) preparing technical documentation for advanced energy efficiency micro projects
- c) implementation of micro projects (up to 8, with CBA grant equivalent to USD 20,000 each)
- d) experience documentation, dissemination and advocacy

'Standard piloting' is executed in the other 19 regions, where selected communities are eligible for receiving CBA support for implementing initiatives on renewable energy technologies through micro-projects. A competition will be conducted to allocate quota of up to 6 micro-projects per region, with each grant worth USD 20'000.

Cost sharing arrangement in both cases is the same: CBA-70%, community – 5% and local authorities – 25%.

a) Selection of pilot regions

By the start of 3rd quarter, 6 regions were selected for advanced piloting: Ivano-Frankivska, Lvivska, Kharkivska, Zaporizla, Zakarpatska and Dnipropetrovska oblasts. Others were proposed the option of participation in the standard piloting. All the remaining 19 regions confirmed their intention to cooperate within standard piloting.

Box – XIV: Opinions of the rayon authorities and rural councils regarding the necessity of implementation of energy efficiency projects

"If it were introduced earlier at least on twenty years, namely, together with the formation of Ukrainian statehood, it would be possible to achieve significant economic effect of implemented measures and already would have saved several annual budgets of local communities."

Yuriy Golota, the First Deputy Head of Veselivsky RSA, the deputy of Zaporizhia Regional Council

"The main objective is to improve regional energy efficiency strategy, focusing on rural areas, innovative energy efficient technologies and renewable energy sources."

Vasyl Pliaviuk, the First Deputy of Ivano-Frankivsk Regional State Administration

"Artemivsky Rayon State Administration believes that innovative energy technologies on energy efficiency at the moment are a promising direction of development. Each year more and more becomes a question of reducing the cost of energy resources required for heating and hot water supply. Crisis, increasing the prices of energy resources and improvement of environment bring renewed interest to alternative sources of energy."

Viktor Danylov, the Head of Artemivsky rayon state administration, Donetsk region

"For a long time we considered the replacement of windows on metal-plastic ones, repairing roofs, facades as innovation projects on energy efficiency... Today these works do not surprise anybody, though they do keep heat in the premises. What is required actually - alternative sources of energy, new heating systems and lighting. But here the demands differ greatly, even

to construction estimates, and the project costs are considerably higher, and the experts are not always can be found and ensure the high level of professionalism. So the responsibility also differs.”

Oleksandr Fedorovych Grushko, the Head of Nyzhnyosirohozky village council, Nyzhnyosirohozky rayon, Kherson region

“The usage of alternative energy allows saving of hundreds of thousands tons of equivalent fuel. At the same time this is the most important direction of energy efficiency growth of economy and the best way to take care of the environment.”

Oleksandr Sergiyenko, the Head Paraskoviyivsky village council, Artemivsky rayon, Donetsk region

b) Launching of EE component at the regional level

During June-July, launching seminars of EE component were organised in all 25 regions with an aim to launch both kinds of piloting. During these seminars, terms of partnership were announced, as well as the action plan. In each region, competition among CBA rayons was announced for selection of pilots for implementation EE component.

Quota of rayons per region is:

- 4 rayons per region through advanced piloting;
- 3 rayons per region through standard piloting.

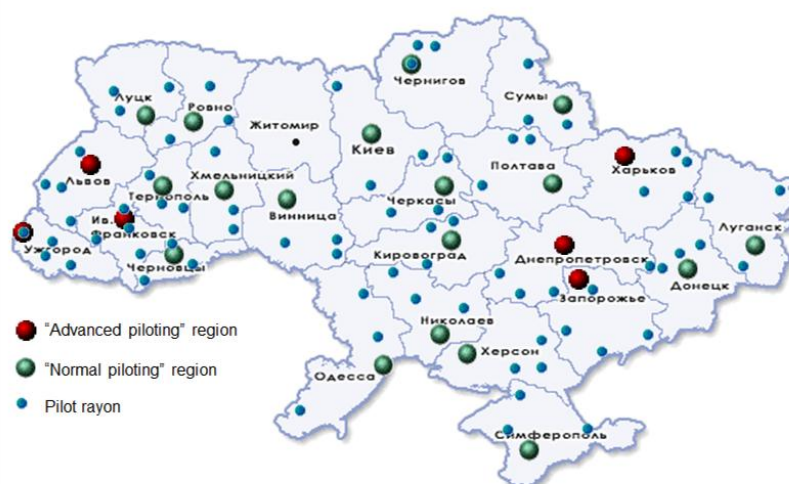
c) Selection of pilot rayons

During July-August, rayons were submitting their applications to the oblast implementation units. 58 rayons applied in the regions of advanced piloting, and 142 applications were received from rayons of standard piloting.

Applications were ranked by OIUs and sent to CBA central office for review. Submitted documents were analysed and verified by Energy and environment specialist of PMU. Final list of pilot areas was approved by the selection committee during August-September, it includes: 24 rayons in the advanced piloting areas, and 54 – in the standard piloting regions (except Zhytomyrska oblast).

Box – IX. Criteria for selection of pilot rayons for implementation of EE component

- Potential of renewable energy sources in the rayon;
- No. of rural communities lacking gas supply;
- No. of rural communal infrastructures facing serious energy inefficiency;
- Availability of special programme & budget to exploit renewable energy opportunities;
- Level of technical capacity (in term of human resource) to work on renewable energy sector;
- Level of pro-activeness (performance) in implementing CBA methodology



Map – III. Area of implementation of EE component

d) Launching of EE component at the rayon level: During August-September in the selected rayons, introductory seminars were organized in order to present the terms of partnership and announce the competition of micro-project ideas, to be supported within EE component ('standard' piloting). Any CBA-II pilot community is eligible to submit their micro-project idea to OIU for competition at rayon level. One micro-project will be supported in each rayon, and one MP will be selected for reserve. In case if the main MP is successfully implemented, the reserve MP will also receive support from CBA.

e) Selection of pilot micro projects: As of end 3rd quarter, community organizations from Donetsk, Luhanska, Cherkaska, Chernivetska and Ternopil'ska oblasts applied with their micro-project ideas. They were evaluated and ranked at the regional level and submitted to PMU for review and approval.



Inter-rayon Local development forum on energy efficiency, Donetsk oblast

8.2 Creating support structures

Implementation of EE component is carried out in close cooperation with regional authorities. In Zaporizka, Lviv'ska and Zakarpatska oblasts, special working groups / coordination councils were created in order to facilitate implementation of EE component. In September, these councils / working groups held their kick-off meetings. In Kharkiv'ska, Ivano-Frankiv'ska and Dnipropetrov'ska oblasts creation of similar structures was initiated.

In all rayons of advanced and normal piloting, responsible person for EE activities was appointed within RSA/RC structure with an aim to support communities in preparation and implementation of micro-projects.

8.3 Capacity building

In order to develop necessary capacity for advanced piloting, training was organized on 12-14 July, for 6 focal persons on EE implementation from OSA/OC and 6 CBA Community development officers. Prior to the training, focal persons were familiarized with CBA Project through an orientation and field visit. Programme of the training in Kyiv included presentation of EE component and modality of its implementation, regions' needs assessment in terms of energy efficiency, case study of best practice of regional energy strategy. By the end of the training, each region drafted an action plan of EE component implementation, based on the actual needs and vision.

8.4 Awareness raising on EE component

In order to disseminate information about energy efficiency component and about the possibility of cooperation with CBA in this domain, 5000 leaflets and 500 manuals on EE component were printed and distributed among stakeholders and partners.

Information about best practice in energy saving and energy efficiency was regularly disseminated via mailing list and through CBA Facebook page: <http://www.facebook.com/cbaproject>.

8.5 Future course of action

Following activities are to be undertaken within EE component in the 4th quarter:

- Recruitment of 4 experts to review current energy strategy and drafting enhanced strategies;
- Finalizing selection of micro-project ideas and preparation of MPPs;
- Approval and start of implementation of 2-3 micro-projects.

Box – XV: Examples of micro-projects, proposed in the frame of EE component

Zaporizhia region:

“Improvement of the educational process. Modernization of the heating system: communal institution “Tavriyska secondary school of Veselivsky rayon council of Zaporizhia region” street Shkilna 1, v. Tavriya, Veselivsky rayon Zaporozhia region by replacing the old system on the new effective energy-saving heating system using the electric accumulative heating technology” (preliminary budget – 240,0 thousand UAH).

This micro-project will resolve firstly: the problem of creation of normal thermal conditions during the educational process when children are directly in education institutions, secondly, it will significantly reduce financial costs for electricity and thirdly: it will improve the quality of the educational process and positively affect the health and well-being of all members of the school community.

“Improvement of the educational conditions. Reconstruction of heating system of the communal institution “Korniyivska secondary school of Veselivsky rayon Veselivsky council Zaporozhia region” on Lenin Street, 123-b in v.Korniyivka, Veselivsky rayon, Zaporozhia region by replacing it on the effective energy-saving heating system” (preliminary budget of MPP – 250,0 thousand UAH).

Aluminic sectional radiators allow selection of necessary model depending on power and size, because they consist of units or sections. Their high heat and output and little inertia save and allow more accurate maintenance of the desired temperature in the room. Due to unique properties of aluminum and production of sections by casting, aluminum battery can acquire the most sophisticated, modern and elegant forms, their implementation saves energy by 2-3 times in comparison with existing heaters and electric boilers.”

Donetsk region:

“Innovative energy saving measures in the kindergarten “Topolka” of Paraskoviyivsky village council, Artemivsky rayon, Donetsk region: installation of solar collectors.” If the solar collectors are installed the budget money will be saved. In the six children's groups and in the kitchen it will be a constant supply of hot water, which will protect the health of children and the staff. Also there will also direct saving of electricity. And the community will be able to use the money which will be saved and accumulated in the budget of the village council after this project, for other energy saving measures”.

Box – XVI: Community members’ opinion about the necessity of implementation of energy efficiency technologies

“Alternative energy is the friendliest for environment among the energy sources. It kept limited mineral resources and significantly reduces the amount of harmful substances in the atmosphere. The usage of alternative energy not only has a positive impact on the environment, but also saves a lot of money, monthly and annually. ”

Oksana Sopelnyk, the Head of the Sector for Investment Policy and Territorial Development of Economic Department of Artemivsky rayon state administration, Donetsk region

“The implementation of energy efficient technologies will not only allow us to stop using natural gas and use less costly natural resources, but also to improve the natural environment, which is also an important recent problem.”

N. G. Sardina, the Head of CO "Kindrativets", v. Kindrativka, Kostiantynivsky rayon, Donetsk region

“The project support formation of the energy independent system of local communities that allow receiving energy from multiple sources, reducing tariffs on utilities and saving the budget and community funds.”

Pavlo Trypolsky, the Head of CO “Omelnik”, v. Omelnik, Orikhivsky rayon, Zaporizhia region

Chapter IX

KNOWLEDGE MANAGEMENT

National level application of community based approach to local development methodology produces tremendous effect on the local development processes. To make the best use of knowledge gained and lessons learned, knowledge management component of CBA activities aims to document and systematize the regional experience and lessons learnt; to introduce community based approach in specific courses of higher education; to transfer the Ukrainian experience to the target audience in other countries. Details on these activities are given hereunder.

9.1 Knowledge Management Hub

Sustainability of CBA results and the scale of replication of community based development methodology greatly depend upon accessibility of knowledge and expert / advisory support and the quality of information channels between communities, authorities, business, experts and researchers. To meet the huge demand for information and experience related with CBA, establishment of a Knowledge management hub (KMH) was established together with Ukrainian association of district and regional authorities (UADRC).

On 2-4 July, a study visit to Rivnenska oblast was organized for Knowledge Manager of KMH. Programme of the visit included:

- Orientation session in CBA office, presentation of CBA methodology;
- Visit to 2 community organizations;
- Visit to 2 Rayon resource centres in Rivnenska oblast, interaction with rayon leadership;
- Participation in Rivne Oblast coordination council,
- Visit to Rivne OIU, interaction with regional coordinators of CBA.

KMH focuses on collecting and systematizing the existing knowledge about CBA methodology and Ukrainian best practice of community based development approach application to make it available for potential and actual partners / users. Overall objective of the activity is to support the creation of a locally owned and managed repository and network of good practices and knowledge on community based development and participatory governance.



Community of Gobrakov village presented their CO's activities in the premises of school where energy saving project was implemented



Knowledge manager attended community meeting in Ivanne village

Concept of the KM web platform was developed, and Terms of Reference were drafted and agreed with the stakeholders. Web developer was selected to implement the task. Dissemination of information about KMH started with presentations as follows:

- On 13 September, presentation of Knowledge Hub and the web platform was made by CBA Communications & Monitoring Specialist at the board meeting of Ukrainian Association of District and Regional Authorities, in participation of about 30 heads of Rayon councils.
- On 24 September, the concept of Knowledge Hub was presented by CBA Communications & Monitoring Specialist at the Social Good Summit "How new technologies and social media can help solving the problems of community and humanity", organized in Taras Shevchenko National University of Kyiv.

9.2 Partnership with Academia

Within the framework of its knowledge management component, CBA Project established a network of academic institutions from various regions of Ukraine so as to build capacity in term of teaching/curriculum as local sustainable development with people's participation. So far, partnership was established with 20 academic institutions by the reporting period for this purpose. Activities to this end include curriculum development, small research, internship, linkage with local communities, etc. Following activities were carried out on this aspect:

- a) **Summer school 'Sustainable development and community participation'**: On 6-10 August, Summer school 'Sustainable development and community participation' was held in Yevpatoriya. 14 young scientists from five universities of Ukraine presented results of their research of social, economic and environmental aspects of sustainable development.

The opening of Summer school was attended by the Deputy Country Director of UNDP in Ukraine Elena Panova and the Head of Operations Section of the EU Delegation to Ukraine Mr. Jose Roman Leon Lara. Welcoming the participants, Mr. Jose Roman Leon Lara highlighted the important role of sustainable development issues in the vision and activities of the European Union. Ms Elena Panova mentioned that taking into consideration the multiple-aspect character of sustainable development problems it is possible to achieve success in this direction only by joining of government efforts and the efforts of communities and businesses with involvement of national scientists to the dialogue and practical cooperation.



Opening of Summer school was attended by Jose Roman Leon Lara, Head of operations section II of the EU Delegation to Ukraine and Elena Panova, UNDP Deputy country Director



Participants of Summer school visiting community organization in AR Crimea

Participants of the summer school were 14 students from five regional universities of Ukraine – winners of the competition of student research papers "Sustainable development and community participation", held in April-June 2012. Best papers were published, and can be found at: <http://issuu.com/cbaproject/docs/studentpapers>. This section seems to be repeated

During the week of summer school participants exchanged their visions on various aspects of sustainable development as well as learn about the latest tendencies and achievements of international organizations in reaching sustainable development goals. Study tour to two CBA communities and one pilot community of MGSDP were organized to give opportunity to communicate with people who have implemented principles of sustainable development in practice. During the Summer school, participants presented the results of their researches of social, economic and environmental aspects of sustainable development. They also learnt about theoretical and practical aspects of sustainable development and community based development approach. Highlight of the summer school programme was the field research visit to 2 pilot communities of CBA. Photo report from the Summer school can be found at: <https://picasaweb.google.com/108202663309480216183/SummerSchoolSustainableDevelopmentAndCommunityParticipation612August2012>.

- b) **Introducing "Sustainable Society Development" course into curriculum**: In the autumn semester, 12 universities have introduced into their teaching curriculum the course / module "Sustainable Development" / "Sustainable Society Development", elaborated under support of UNDP/MGSDP and piloted in the Academy of Municipal Management (Kyiv).
- c) **Support for research on community based development**: CBA-supported research "Impact of CBA Project Activities on Social Capital in Sumy Region" carried out by a group of researchers from Sumy State University, continued. Results of the first round of survey were summarized and analyzed. The second round of

interviews will be organized in October-November 2012 with an aim to reveal the impact of CBA activities on social capital.

9.3 Knowledge Sharing

Sharing and dissemination of knowledge is the key priority of CBA-II KM component. Responding to frequent requests, CBA often hosts/participates in visits meant for exchange of experience. In the reporting period, following events took place:

- On 19 July, CBA Communications and Monitoring Specialist participated in the working meeting of the project on Combatting Human Trafficking (IOM) to share CBA experience in organizing the system of monitoring of quality and evaluating impact of Project's activities.
- On 3rd – 7th September, CBA hosted the study visit of the Arminian delegation, including representatives of UNDP Armenia, Ministry of Territorial Administration, Ministry of Labor and Social Affairs, Ministry of Nature Protection and Deputy Governor of Tavush region.

The visit was organized with the aim to present Ukraine's experience of community based development. Programme of the visit included meeting with UNDP Ukraine management, briefings on local development cluster and its projects, presentations about CBA methodology and a 2-days field visit to Cherkaska and Kirovohradska oblasts.

During the visit, the delegation met with pilot communities of Kirovohradska and Cherkaska oblasts, interacted with representatives of rayon and oblast authorities, visited micro-projects sites and interacted with community members.



Visit of Armenian delegation to Cherkaska and Kirovohradska oblasts included meetings with communities, rayon and regional authorities

Box – XVII: Impressions of focal persons about cooperation of universities with CBA-II

"... Zaporizhia National University has a wide academic and theoretical basis for teaching of the sustainable development principles but it is the lack of practical aspects which will be provided by the Project. Therefore, Zaporizhia National University is interested in cooperation with the EU/UNDP Project "Community Based Approach to Local Development – II".

Oleksandr Grygorovych Bondar, Acting Rector of ZNU

"Despite the fact that our Department (of Environment, Kherson Agrarian University) and our students did not have a material interest in participating in the project, you have made a breakthrough. For years, we have been sitting in our high school and stewing in our own juice without knowing how many interesting things were going on behind the walls of the university. Debates, a trip to Sumy University, participation in the conference - our students did not expect that there were such opportunities and such level of work. Now we are actively monitoring such websites as "Gromadsky Prostir", "RC Gurt" and others – we have learned about them only from your Project. There are so much interesting information and possibilities!"

Oksana Petrivna Maydebura, the Head of department of ecology, Kherson State Agrarian University

9.4 Policy Recommendations

In the 3rd quarter, CBA Project continued to supported UADRC for development of policy recommendations and amendments to draft *Law on Bodies of Self-Organisation of Population (BSP)*. Several round tables were organized to discuss the draft law. In August, the finalized draft was submitted to the Ministry of Regional Development, Housing and Construction, to be reviewed and submitted to Verkhovna Rada.

In August, meeting with the representative of the Administration of the President of Ukraine were held with a view to discuss possible cooperation in the domain of preparing the concept of Local Governance reform.

Chapter X

COMMUNICATION AND VISIBILITY

CBA Project aims to maximise the level of transparency of its implementation, and strives to involve media to inform about its milestones. Following activities took place during the reporting period in this regard:

10.1 Media Events

During the reporting period, opportunities for organizing public/media events occurred. These were mostly opening ceremonies of micro-projects, partners' and donors' visits. Media events at local and regional level were often organised in coordination with authorities at the level. Very often the press departments of OSA/OC played significant role in inviting media at the level and coordinating the event. In total, 25 media events took place in the 3rd quarter. Since inception, 356 media events were organized (Table – XIX).

Table – XIX: Media Events and Media Coverage Check total of the rows

SN	Activity	2011	2012			Total
			Q1	Q2	Q3	
1	Media events	275	17	39	32	363
2	Media coverage	1291	393	476	516	2676
3	Newsletters	71	20	29	25	145

* Region-wise details are given in Annex – XII

a) EU journalists tour: On 6th of September, a press tour to Yabluneve village (Kyivska oblast) was organized for 12 journalists of Ukrainian and Armenian mass media. The press tour was organized in framework of the EU-supported Media Neighbourhood Programme. During the press tour journalists had opportunity to meet and communicate with community members, and representatives of rayon state administration and rayon council. Journalists got familiarized with results of first micro-project implementation in energy saving. Photo gallery of this visit is available at:

<http://www.facebook.com/photo.php?fbid=451080264936607&set=a.451078764936757.102313.126879227356714&type=1&theater>

Selected journalists' reports can be viewed at following links. In general, the writings depicts positive impressions after observing the results of community's self-organization and implementation of micro-project:

- <http://www.facebook.com/photo.php?v=545155415498143>
- <http://glavcom.ua/articles/8177.html>
- <http://www.mynews.am/hy/node/2017>
- <http://blogs.pravda.com.ua/authors/andrushko/504c6d3193c51/>



Group of Armenian and Ukrainian journalists participated in the opening of micro-project (energy saving in school) and met with the community organization to learn about their path towards self-organization

b) TV journalists visit: In September, 4 visits to communities of Poltavaska, Luhanska and Lvivska oblasts were organized for journalists of Channel 5 with the aim to create video stories. Stories were aired on Channel 5 in "Window to Europe", and posted on CBA Facebook page and uploaded on Youtube:

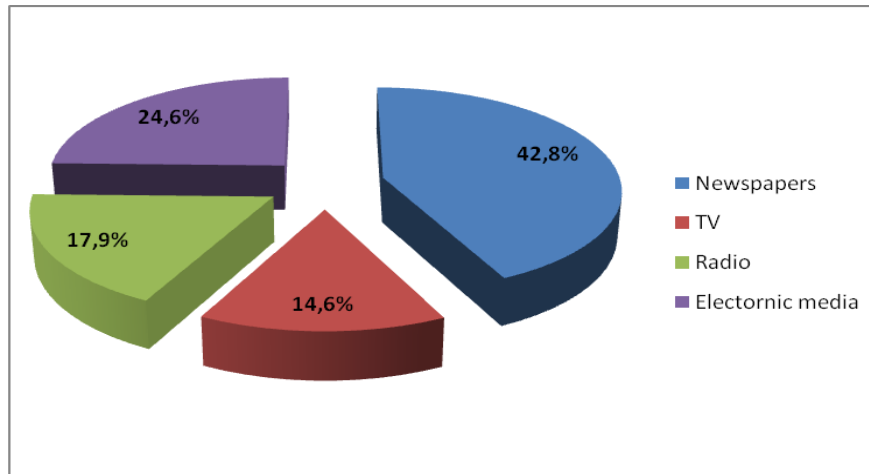
- Univ, Lvivska oblast: http://www.youtube.com/watch?v=CAJ0eiOOs0A&feature=player_embedded;

- Milove, Luhanska oblast: http://www.youtube.com/watch?v=YzxHZGSBCZ4&feature=player_embedded;
- Novi Martynovychi, Poltavskla oblast: <http://www.youtube.com/watch?v=yMDG28yVr3Y&feature=relmfu>;
- Luka, Poltavaska oblast: http://www.youtube.com/watch?v=CUr_n023_Q4&feature=youtu.be

10.2 Media Coverage

During the reporting period, 516 cases of media coverage were traced. The majority of cases are in newspapers (42.8%), followed by electronic media (24.6%), radio (17.9%), and TV (14.6%). Total number of the recorded media coverage since inception of CBA-II is 2676 (See Chart – III). For details, see Annex – XII.

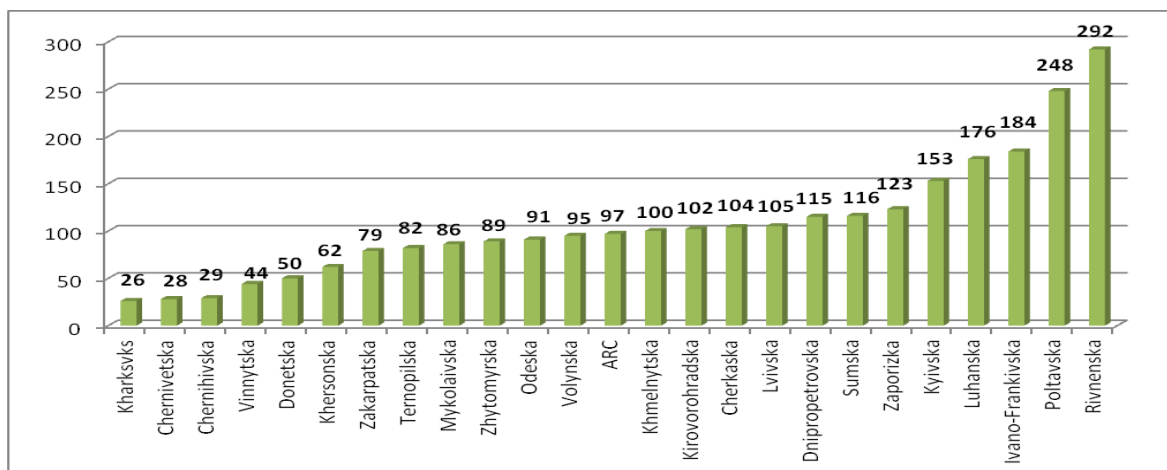
Chart - III: Media Coverage Distribution, 3rd Quarter 2012



In the third quarter, the most media coverage was recorded in Rivneska, Zaporizka, Dnipropetrovska and Odeska oblasts. Chart - IV shows distribution of media coverage activity oblast-wise since inception of CBA-II.

Besides the regular and social media, CBA uses other available means of disseminating information. In particular, websites of partner oblast/rayon authorities were linked where possible for disseminating CBA related information, may it be tender or media events or CBA-newsletters. Cooperation of communication departments of these authorities was appreciative. During the 3rd quarter, 222 cases of publications on partners' web-sites were noticed, making it 1284 in total for CBA-II.

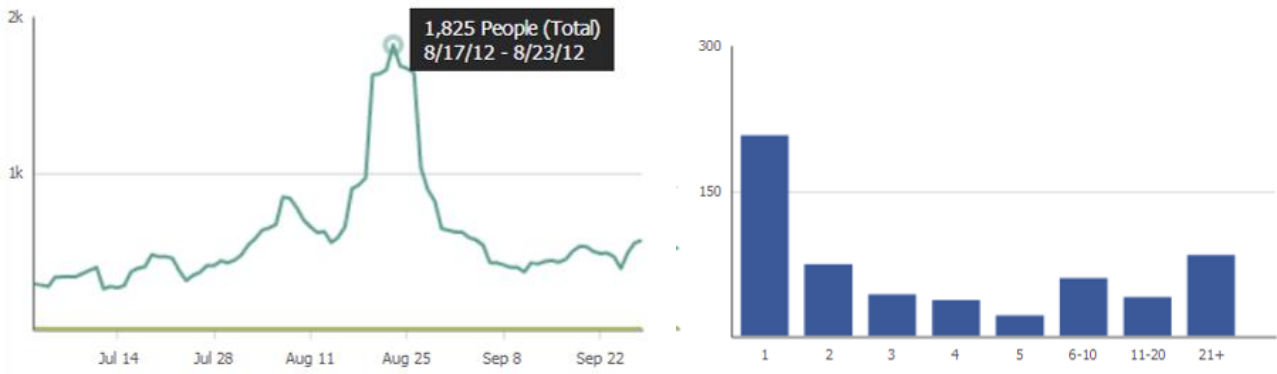
Chart - IV: Distribution of Media Coverage by Regions, Since Inception



10.3 CBA in Social Media

CBA page on Facebook (<http://www.facebook.com/cbaproject>) was launched at the end of August 2011, allowing for real time reporting and instant access to information about partners' activities. After the special training module for coordinators of Rayon Community Resource Centres, RCRCs followed the suggestion on creating their pages on Facebook and actively use them to publish and exchange information and experience. As of end of 3rd quarter, 67 RCRCs are part of the virtual network of RCRCs created under initiative of CBA. Full list of RCRCs' Facebook pages is available in Annex – XIII.

Below are the statistical details about the total reach of CBA Facebook page over the period of July-September 2012:

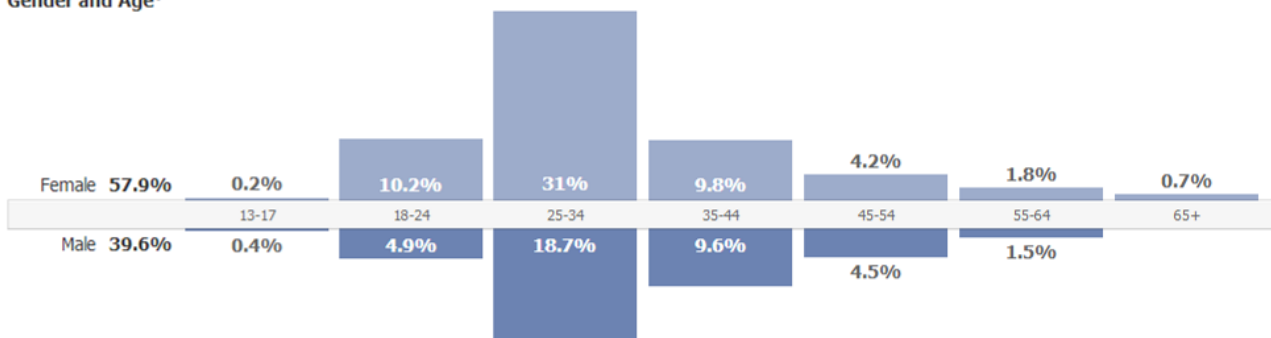


Number of reach: the number of unique people who saw content associated with CBA page ranges from 280 to 1825

Unique users by frequency: 208 people reached CBA page 1 time, 84 people regularly visited the page over this period of time, 60 people reached 6-10 times, and 40 people – 11-20 times.

Who You Reached (Demographics and Location)

Gender and Age?



In terms of age groups, CBA Facebook page mostly reached the age group of 25-34 years old (almost 50%), followed by the group of 35-44 years old (almost 20%), 15% of visitors are between 18-24 years old.

As regards the geographical aspect, CBA Facebook page was mostly reached from the following countries / cities:

Countries?

- 452 Ukraine
- 16 United States of America
- 9 Germany
- 7 Canada
- 6 Poland
- 6 United Kingdom
- 5 Russia

Cities?

- 154 Kyiv, Kyiv's'ka Oblast', Ukraine
- 43 Lviv, L'viv's'ka Oblast', Ukraine
- 15 Odessa, Odes'ka Oblast', Ukraine
- 13 Luhansk, Luhans'ka Oblast', Ukraine
- 11 Sumy, Sums'ka Oblast', Ukraine
- 11 Lugansk, Luhans'ka Oblast', Ukraine
- 9 Simferopol, Krym, Ukraine

10.4 Regional Newsletters

In order to disseminate information about the Project among stakeholders, potential participants and wider public audience, regional implementation units published regular newsletters. During the reporting period, 25 issues of newsletters were published in 13 regions. They were disseminated both electronically (663) and printed copies (1565) according to the distribution lists including regional administrations, regional councils, rayon administrations and councils, village/city councils, local communities, local media, and NGOs. Since inception, 145 issues of regional newsletters were produced, with 17895 hard copies disseminated among stakeholders, and 4571 copies disseminated electronically.

Table – XX: Distribution of CBA Regional Newsletters*

SN	Issues	2011	2012			Total
			Q1	Q2	Q3	
1	No. of issues published	71	20	29	25	145
2	No. of copies printed & distributed	10020	2088	4052	663	4571
3	No. of copies sent electronically	2520	634	640	1565	17895

* Oblast wise details in Annex – XII

10.5. Communications Activities on RCRCs and COs



Leaflets designed and produced by Dubenskyi rayon community resource centre (Rivnenska oblast)

Rayon community resource centres and pilot communities of CBA are encouraged to apply in their actions the same principles of transparency and accountability. Thus, many rayon resource centres have adopted the good practice of publishing their news at the RSA/RC web site, and RCRC's Facebook page. Many RCRCs started to issue their own newsletters, at their own expense.

In the attempt to provide due level of transparency and accountability, Community organizations regularly inform members of their organization about each step taken by the CO management team. Thus, each CO installs an information board where key information and announcements are placed.



Newsletter of community organization, Andrivka village (Zaporizka oblast)



10.6 Donor/Partner Visits

Regional/local level visits were organised for donors/partners during the reporting period in order to familiarize them with CBA process and results. On the other hand, such visits empower local communities and enhance their confidence to keep undertaking community activities together. Since inception of CBA-II, 19 donors/partners visits took place to local communities. Key visitors included head of EU delegation to Ukraine, ambassadors from various European countries, European journalists, senior management officials from office of European Union Delegation and United Nations in Ukraine. Some of the events occurred during 3rd quarter of 2012 are mentioned as follows:

a) On 27 July, 2012 Mr. Andrew Rasbash, the Head of Operations of the EU Delegation in Ukraine, paid a working visit to the community of the village Univ (Peremyshlyansky rayon) and the community of the village Kornalovychi (Sambirsky rayon). During his visit to communities Mr. Rasbash, together with the members of community organizations and their partners from rayon and village authorities learned about the results of energy efficiency micro-projects completed in the school of the village Univ and improvement of health services at the rural health post of the village Kornalovychi. Activists of the community organization presented their successes in the frame of abovementioned micro-projects and told about other community initiatives that not only would develop and strengthen the community but also contribute to improving of lives of common people.



b) On 9-10 August 2012 Ambassador Jose Manual Pinto Teixeira, Head of the EU Delegation to Ukraine and Mr. Olivier Adam, UN Resident Coordinator and UNDP Resident Representative paid a two-day working visit to Dnipropetrovska region to witness their efforts towards grass-roots democracy.


During the first day of the visit Mr Adam and Mr Pinto Teixeira together with the Oblast council Head Mr. Yevgen Udod met with community of Ordzhonikidze village, who carried out self-help initiatives on improvement of their living conditions under support of EU, UNDP and local / regional authorities.

In Ordzhonikidze village, the local community got organized created the community organization 'Association "Nadiya"' and

initiated energy saving project in the kindergarten and school. On 10th August the diplomats visited 'Petrykivska Beregynya' – another pilot community supported by CBA project, and rayon community resource center in Petrykivske.

c) On 23-24 August, UNDP Resident Representative Olivier Adam visited Zakarpatska oblast. Programme of the visit included meeting with the Governor, participation in OCC and LFD, visit to Rayon community resource centre and a visit to community. Mr. Olivier Adam participated in Oblast coordination council sitting, where 8 pilot rayons reported about results of micro-projects' implementation.

On 24th August, Mr Adam participated in the sitting of Local development forum of Mukachivskyi rayon. He also visited community of Vyshkovo village and observed results of implementation of two micro-projects – energy saving and reconstruction of sewage system of the village health post.



UNDP Resident Representative Mr Olivier Adam, met with the Governor of Zakarpatska oblast Mr Oleksandr Ledyda, and participated in the oblast coordination council meeting

Chapter XI

ADVISORY AND MANAGEMENT

CBA Project is under direct execution of UNDP. UNDP ensures quality of management, resource utilization and timely achievement of results. Besides, partners and donors independently monitor the implementation of CBA Project, and regional/local authorities provide feed-back for effective implementation of the initiative.

During 2012 several activities took place for smooth management of CBA implementation. Some of them are reported in following sections:

11.1 Personnel management

In the reporting period, the following personnel was hired: financial assistant (PMU), small business development officer (PMU), driver (Volynska oblast) and community development officer (Zakarpatska). The newly recruited staffs were provided with necessary theoretical and practical training and were placed on duty.

Besides, CBA staffs were provided with training in specific areas e.g. energy efficiency, rural economic development etc

11.2 Procurement & asset management

In the reporting period, air conditioners for RIU car were purchased and installed. Other minor equipment and logistics (laptops, photo cameras, fuel for vehicles) were procured.

11.3 Annual review of project implementation

On June 11-12, annual review of CBA implementation was held in participation of all CDOs and representatives/focal persons from regional authorities. On this occasion, Ms Elena Panova, UNDP/Deputy Country Director, appreciated the CDOs and the focal persons for their achievements and encouraged them to ensure Project's targets are achieved in each region.

The first part of the Annual review meeting was focused on the analysis of intermediary results of CBA-II implementation and defining main bottle-necks hampering the speed on micro-project preparation and implementation. In a brainstorming mode, regional teams defined best solutions to existing problems and drafted their joint workplan for the second half of the year 2012.

11.4 Synergy with other donors/initiatives

On 25 July, working meeting was organized with Mr Vadim Ivchenko, Head of Board of Ukrainian Association of Village Councils with an aim to discuss the possibilities of cooperation.

11.5 Advisory Support

Advisory support was received from Secretariat of Cabinet of Ministers and EU Delegation Office from time to time. Meetings with them were held in person or communications were made electronically as necessary.

11.6 Competition of Rayon community resource centres

In July, competition of rayon community resource centres was announced among all pilot and replication rayons. 181 applications were submitted from resource centres. Of them 64 pilot RCRCs and 9 replication RCRCs were selected for capacity building support based on following criteria:

- Availability of premises for RCRC
- Availability of delegated staff
- Availability of Information board and visibility materials
- Communities in the rayon implemented micro-projects
- Resource center conduct trainings on projects implementation
- Provision of technical, financial, administrative support to communities

List of winning RCRCs is available in Annex – XII. The support will be provided in terms of equipment (computer and accessories, multi-media projector, printer, copier, etc.) and logistics (furniture, display boards etc.) so as to enable the RCRC to perform better.

11.7 Financial Management

During the reporting period, estimated expenditure constituted € 2.1 million (US \$ 2.6 million). As of 3rd Quarter 2012, total project expenditure was € 4.7 million (US \$ 6.3 million) without encumbrances. It leaves a balance of € 12.4 for remaining part of the Project period. Activity wise details are given in Table – XXI below.

Table – XXI: Item wise Project Budget and Expenditure

S N	Activity	Total Project Budget		Expenditure in 2011		Expenditure in Q1		Expenditure in Q2		Expenditure in Q3		Balance	
		Euro '000	US \$ '000	Euro '000	US \$ '000	Euro '000	US \$ '000	Euro '000	US \$ '000	Euro '000	US \$ '000	Euro '000	US \$ '000
1	Human Resource	3511.3	4777.3	507.0	722.3	266.9	380.3	293.588	418.200	305.475	379.472	2,138.3	2,877.1
2	Travel	92.2	125.5	24.8	35.3	14.2	20.2	0.641	0.913	22.892	28.437	29.7	40.6
3	Equipment & Supplies	97	131.9	46.5	66.3	3.8	5.3	0.657	0.935	1.968	2.445	44.1	56.9
4	Local Office	1016.3	1382.7	153.9	219.2	24.4	34.8	44.447	63.315	59.555	73.982	734.0	991.4
5	Other Costs & Services	265.1	360.7	47.1	67.1	2.0	2.9	12.408	17.675	31.463	39.085	172.1	233.9
6	Others			0.0		0.0							
a	Seed grant (social/communal)	4357.8	5929	118.9	169.4	154.5	220.0	421.974	601.102	1,509.674	1,875.371	2,152.8	3,063.1
c	Seed grant (energy efficiency)	5190	7061.2	0.0	0.0	0.0	0.0	0.000	0.000	0.000	0.000	5,190.0	7,061.2
d	Seed grant (small business)	474.8	646	0.0	0.0	0.0	0.0	0.000	0.000	0.000	0.000	474.8	646.0
e	Approach internalisation	367.5	500	0.0	0.0	0.0	0.0	0.000	0.000	0.000	0.000	367.5	500.0
f	Curriculum development	96	130.6	6.0	8.5	3.4	4.9	0.000	0.000	0.000	0.000	86.6	117.2
g	Training/visits	177.5	241.5	24.9	35.4	1.4	2.0	65.902	93.878	18.975	23.571	66.4	86.7
h	LDF/RCC/Review meetings	225	306.1	99.8	142.1	5.0	7.1	14.624	20.832	15.475	19.224	90.2	116.9
i	Capacity of CRCs	70	95.2	25.1	35.7	0.0	0.0	0.000	0.000	0.000	0.000	44.9	59.5
j	Knowledge Management	65	88.4	0.0	0.0	0.0	0.0	22.757	32.418	0.000	0.000	42.2	56.0
7	Contingency & Administrative	1120.4	1524.3	77.8	110.8	33.3	47.4	61.4	87.4	137.6	170.9	810.4	1,107.7
	Total	17125.9	23300.4	1,131.7	1,612.0	508.9	725.0	938.4	1,336.7	2,103.1	2,612.5	12,443.9	17,014.2

Chapter XII

LESSONS LEARNED AND FUTURE OUTLOOK

12.1 Taking Stock of Experience

Implementation of CBA-II as of 3rd quarter 2012 has given rise to some valuable experience for consideration. They could be summarized as follows:

(A) Opportunities

- There is a high degree of willingness among several regional/rayon partners to replicate CBA methodology with modest financial support and sound technical guidance from the Project;
- A trend has occurred among regional and rayon authorities to approve socio-economic programme and allocate budget in favour of supporting community projects;
- Energy saving occupies highest interest among regional and local partners and dominates other priority areas;
- Training for focal persons of replication rayons has proved effective in enabling them to implement community based development methodology under backstopping from CBA experts;
- Creation of the Knowledge Hub at Ukrainian Association of District and Regional Councils offers promising scope for sustainable knowledge management;
- Enthusiasm among academic institutions was found to be high to study CBA methodology in context of sustainable development, giving rise to opportunity of curriculum development;
- Excellent cooperation was received from partners at all level. Secretariat of Cabinet of Ministers was very effective in guiding the process of implementation.

(B) Challenges

- New rules have been introduced by the government regarding construction/rehabilitation of communal infrastructures. It includes final approval of technical documents from a specific commission, approval of the contractor and permission for the work. These rules are expected to slow down the pace of micro-project implementation;
- Key national events such as Euro 2012 football game and national election affected the pace of project implementation due to temporary shift in priority of human resources and state budget out of local development;

12.2 Outlook for Quarter - IV

Following activities will be carried out during the 4th quarter within the framework of proposed annual workplan:

- Implementation of communal/social infrastructure type micro-projects will be in full swing;
- Implementation of methodology replication will gain momentum;
- Implementation of energy efficiency component will be initiated at local level;
- Implementation of rural economic development component will be initiated at local level;
- Web portal of knowledge management hub will be developed;
- In partnership with academia component, annual meeting will be held with coordinators of partner universities to review the results of partnership in 2012 and plan activities for 2013. Dissemination of information and knowledge sharing activities will gain momentum.

Annex – I(A):

Establishing Partnership: Progress in 3rd Quarter 2012

Oblast	Rayons selection					PA signed by rayons	Rayon seminars	VC/CC selection					PA signed by VC/CC	Community selection			
	Application Received	# of rayon selected	CBA-I rayons	New rayons	Rayons in Reserve			Allocated Quota	Application Received	# of VC/CC selected	CBA-I VC/CC	New VC/CC		VCs/CCs in Reserve	Community selected	CBA-I communities	New communities
ARC	0	0	0	0	0	0	0	0	0	0	0	0	0	0	0	0	0
Cherkaska	0	0	0	0	0	0	0	0	0	1	0	1	0	1	1	1	0
Chernihivska	0	0	0	0	0	0	0	0	0	0	0	0	0	0	0	0	0
Chernivetska	0	0	0	0	0	0	0	0	0	0	0	0	0	0	0	0	0
Dnipropetrovska	0	0	0	0	0	0	0	0	0	0	0	0	0	0	0	0	0
Donetska	0	0	0	0	0	0	0	0	0	0	0	0	0	0	0	0	0
I-Frankivska	0	0	0	0	0	0	0	0	0	0	0	0	0	0	0	0	0
Kharkivska	0	0	0	0	0	0	0	0	0	0	0	0	0	0	0	0	0
Khersonska	0	0	0	0	0	0	0	0	0	0	0	0	0	0	0	0	0
Khmelnyska	0	0	0	0	0	0	0	0	0	0	0	0	0	0	0	0	0
Kirovohradska	0	0	0	0	0	0	0	0	0	0	0	0	0	0	0	0	0
Kyivska	0	0	0	0	0	0	0	0	0	0	0	0	0	0	0	0	0
Luhanska	0	0	0	0	0	0	0	0	0	1	1	0	0	1	1	0	1
Lvivska	0	0	0	0	0	0	0	0	0	0	0	0	0	0	0	0	0
Mykolaivska	0	0	0	0	0	0	0	0	0	0	0	0	0	0	0	0	0
Odeska	0	0	0	0	0	0	0	0	0	0	0	0	0	0	0	0	0
Poltavska	0	0	0	0	0	0	0	0	0	0	0	0	0	0	0	0	0
Rivnenska	0	0	0	0	0	0	0	0	0	0	0	0	0	0	0	0	0
Sumska	0	0	0	0	0	0	0	0	0	0	0	0	0	0	0	0	0
Ternopil'ska	0	0	0	0	0	0	0	0	0	0	0	0	0	0	0	0	0
Vinnyska	0	0	0	0	0	0	0	0	0	-5	0	-5*	0	0	-5	0	-5
Volynska	0	0	0	0	0	0	0	0	0	0	0	0	0	0	0	0	0
Zakarpatska	0	0	0	0	0	0	0	0	0	0	0	0	0	0	0	0	0
Zaporizka	0	0	0	0	0	0	0	0	0	0	0	0	0	0	0	0	0
Zhytomyrska	0	0	0	0	0	0	0	0	0	0	0	0	0	0	0	0	0
Total	0	0	0	0	0	0	0	0	0	-3	1	-4	0	2	-3	1	-4

*5 village councils terminated partnership with CBA Project

Establishing Partnership: Status as of 3rd Quarter 2012

Oblast	Rayons selection						PA signed by rayons	Rayon seminars	VC/CC selection						PA signed by VC/CC	Community selection			
	Allocated Quota	Application Received	# of rayon selected	CBA-I rayons	New rayons	Rayons in Reserve			Allocated Quota	Application Received	# of VC/CC selected	CBA-I VC/CC	New VC/CC	VCs/CCs in Reserve		Allocated Quota	Community selected	CBA-I communities	New communities
ARC	8	13	8	5	3	2	8	8	32	82	32	9	23	0	32	32	32	9	23
Cherkaska	9	20	9	3	6	3	9	9	39	171	39	3	36	0	38	38	39	4	35
Chernihivska	6	44	6	3	3	3	6	6	25	79	25	3	22	0	25	25	25	3	22
Chernivetska	6	11	6	6	0	3	4	4	24	53	24	6	18	17	24	24	24	5	19
Dnipropetrovska	9	44	9	3	6	2	9	9	37	84	39	6	33	24	39	36	39	5	34
Donetska	10	17	10	4	6	4	10	10	42	109	42	4	38	30	41	42	42	4	38
I-Frankivska	9	17	9	5	4	3	9	9	36	197	36	6	30	0	36	36	36	6	30
Kharkivska	6	46	6	2	4	3	6	6	26	67	26	4	22	18	24	24	26	4	22
Khersonska	8	16	8	4	4	2	8	8	32	73	32	7	25	0	32	32	32	7	25
Khmelnyska	8	20	8	5	3	3	8	8	32	187	32	8	24	33	32	32	32	6	26
Kirovohradska	8	21	8	4	4	5	8	8	33	128	33	8	25	27	33	33	33	8	25
Kyivska	6	15	6	3	3	2	6	6	24	59	24	6	18	12	24	25	24	6	18
Luhanska	9	18	9	3	6	3	9	9	36	98	37	5	32	62	36	36	37	5	32
Lvivska	8	38	8	5	3	3	8	8	38	105	38	8	30	0	38	38	38	8	30
Mykolaivska	9	17	9	4	5	7	9	9	36	125	36	5	31	0	39	36	39	2	37
Odeska	8	23	8	2	6	3	8	8	32	92	32	4	28	24	32	32	32	2	30
Poltavska	8	21	8	3	5	4	8	8	33	95	33	8	25	25	33	33	33	7	26
Rivnenska	8	15	8	4	4	2	8	8	32	145	32	8	24	17	32	32	32	6	26
Sumska	9	18	9	5	4	3	9	9	38	109	38	10	28	0	38	31	38	9	29
Ternopilka	9	15	9	5	4	3	9	9	37	165	37	5	32	37	37	37	37	5	32
Vinnyska	6	24	6	4	2	4	6	6	33	72	28	7	21	-1	28	33	28	6	22
Volynska	9	16	9	5	4	3	9	9	41	152	41	7	34	27	41	41	41	7	34
Zakarpatska	9	13	9	5	4	3	9	9	36	100	37	8	29	0	37	36	37	8	29
Zaporizka	9	19	9	5	4	3	9	9	36	167	36	12	24	18	36	36	36	18	19
Zhytomyrska	6	36	6	3	3	0	6	6	24	84	24	2	22	12	24	24	24	2	22
Total	200	557	200	100	100	76	200	200	835	2798	833*	159	674	382	833	835	837	152	685

Note: Since inception 386 village councils were selected and partnership agreements signed, however, due to different reasons 3 of them terminated partnership with the Project

Annex – II (A)
Establishing Support Structures: Progress in 3rd Quarter 2012

Oblast	CO Formation							LDF				RCC		Resource Centre		
	Allocated Quota	CO Formed	Target HH	Participated HHs	Total Members	Male	Female	LDF grafted from CBA-I	New LDF formed	Total LDF	LDF sittings	RCC Grafted	RCC sittings	Rayon RC grafted	Rayon RC new	Total
ARC	32	0	0	0	0	0	0	0	0	0	9	0	0	0	0	0
Cherkaska	38	1	600	600	600	263	337	0	0	0	9	0	0	0	0	0
Chernihivska	25	0	0	0	0	0	0	0	0	0	1	0	0	0	0	0
Chernivetska	24	0	0	0	0	0	0	0	0	0	0	0	0	0	0	0
Dnipropetrovska	36	0	0	0	0	0	0	0	0	0	4	0	0	0	0	0
Donetska	42	2	8015	7504	7504	3341	4163	0	0	0	3	0	0	0	0	0
I-Frankivska	36	0	0	0	0	0	0	0	0	0	0	0	0	0	0	0
Kharkivska	24	0	0	0	0	0	0	0	0	0	4	0	0	0	0	0
Khersonska	32	0	0	0	0	0	0	0	0	0	8	0	0	0	0	0
Khmelnyska	32	0	378	305	305	122	183	0	0	0	5	0	0	0	0	0
Kirovohradska	33	-2	0	0	0	0	0	0	0	0	8	0	1	0	0	0
Kyivska	25	0	0	0	0	0	0	0	0	0	0	0	0	0	0	0
Luhanska	36	1	372	298	298	100	198	0	0	0	9	0	0	0	0	0
Lvivska	38	0	0	0	0	0	0	0	0	0	2	0	0	0	0	0
Mykolaivska	36	0	0	89	467	287	180	0	0	0	0	0	0	0	0	0
Odeska	32	0	2383	4202	6347	3219	3128	0	0	0	11	0	1	0	2	2
Poltavska	33	0	4293	3264	8861	4077	4784	0	0	0	12	0	1	0	0	0
Rivnenska	32	0	0	0	0	0	0	0	0	0	8	1	1	0	0	0
Sumska	31	0	3676	3569	3569	1667	1902	0	0	0	10	0	1	0	0	0
Ternopil'ska	37	0	0	0	0	0	0	0	0	0	3	0	0	0	0	0
Vinnytska	33	22	11348	11348	1698	695	1003	0	0	0	4	0	0	0	0	0
Volyn'ska	41	2	0	0	0	0	0	0	0	0	0	0	0	0	0	0
Zakarpatska	36	0	0	0	0	0	0	0	0	0	10	0	2	0	0	0
Zaporizka	36	1	0	0	0	0	0	0	0	0	9	0	1	0	0	0
Zhytomyrska	24	0	0	0	0	0	0	0	0	0	4	0	0	0	0	0
Total	835	27	31065	31179	29649	13771	15878	0	0	0	117	1	8	0	2	2

Annex – II(B):

Establishing Support Structures: Status as of 3rd Quarter 2012

Oblast	CO Formation							LDF				RCC		Resource Centre		
	Allocated Quota	CO Formed	Target HH ('000)	Participated HHs	Total Members ('000)	Male ('000)	Female ('000)	LDF grafted from CBA-I	New LDF formed	Total LDF	LDF sittings	RCC grafted	RCC sittings	Rayon RC (grafted)	Rayon RC new	Rayon RC Total
ARC	32	32	14	12	42	19	22	5	3	8	17	1	1	5	3	8
Cherkaska	38	39	11	11	12	6	7	3	6	9	46	1	2	3	6	9
Chernihivska	25	25	13	12	27	13	14	3	3	6	22	1	1	3	3	6
Chernivetska	24	24	20	19	20	9	11	6	0	6	12	0	0	6	0	6
Dnipropetrovska	36	39	6	3	7	3	5	3	6	9	31	1	2	3	6	9
Donetska	42	44	36	32	32	14	18	4	6	10	27	0	0	4	6	10
I-Frankivska	36	36	7	6	6	3	3	5	4	9	24	1	1	5	4	9
Kharkivska	24	24	1	1	1	0.4	0.6	2	4	6	21	1	1	2	4	6
Khersonska	32	32	7	6	16	7	9	4	4	8	40	1	1	4	4	8
Khmelnyska	32	32	13	11	11	4	7	5	3	8	29	1	1	5	3	8
Kirovohradska	33	33	9	5	13	5	8	4	4	8	37	1	3	4	4	8
Kyivska	25	24	12	10	10	4	6	3	3	6	25	1	1	3	3	6
Luhanska	36	37	21	15	21	8	13	3	6	9	29	1	2	3	6	9
Lvivska	38	38	17	11	12	5	6	5	3	8	21	1	2	5	3	8
Mykolaivska	36	39	12	7	8	3	5	4	5	9	23	1	1	4	5	9
Odeska	32	32	12	11	15	7	8	2	6	8	26	1	4	2	5	7
Poltavska	33	33	13	11	28	13	15	3	5	8	37	1	3	3	5	8
Rivnenska	32	32	14	12	18	9	10	4	4	8	44	1	1	4	4	8
Sumska	31	38	11	10	10	4	6	5	4	9	40	1	2	5	4	9
Ternopil'ska	37	37	13	13	34	16	18	5	4	9	32	1	1	5	4	9
Vinnyska	33	28	15	12	11	2	8	4	2	6	14	1	1	4	2	6
Volynska	41	41	10	10	21	8	14	5	4	9	13	1	2	5	4	9
Zakarpatska	36	37	36	29	29	10	20	5	4	9	37	1	3	5	3	8
Zaporizka	36	37	2	2	6	2	3	5	4	9	30	1	2	5	4	9
Zhytomyrska	24	24	10	3	4	2	2	3	3	6	16	1	1	3	3	6
Total	835	837	333	273	407	175	232	100	100	200	692	23	39	100	98	198

Annex – III:
CO Formalization Progress

Region	During 3 rd Quarter 2012					Total	Total Since Inception					Total
	ACMB	Public organization	BSP	Cooperatives	Other		ACMB	Public organization	BSP	Cooperatives	Other	
ARC	0	0	0	0	0	0	0	26	6	0	0	32
Cherkaska	0	1	0	0	0	1	0	39	0	0	0	39
Chernihivska	0	0	0	0	0	0	0	25	0	0	0	25
Chernivetska	0	0	0	0	0	0	0	24	0	0	0	24
Dnipropetrovska	0	0	0	0	0	0	0	31	0	0	8	39
Donetska	0	2	0	0	0	2	0	44	0	0	0	44
I-Frankivska	0	0	0	0	0	0	0	36	0	0	0	36
Kharkivska	0	0	0	0	0	0	0	24	0	0	0	24
Khersonska	0	0	0	0	0	0	0	29	2	0	0	31
Khmelnyska	0	0	0	0	0	0	0	32	0	0	0	32
Kirovohradska	0	-2	0	0	0	-2	0	33	0	0	0	34
Kyivska	0	0	0	0	0	0	0	24	0	0	0	24
Luhanska	0	1	0	0	0	1	0	37	0	0	0	37
Lvivska	0	0	0	0	0	0	0	30	2	0	6	38
Mykolaivska	0	0	0	0	0	0	0	35	0	2	2	39
Odeska	0	-8	8	0	0	0	0	10	22	0	0	32
Poltavska	0	0	0	0	0	0	0	33	0	0	0	33
Rivnenska	0	0	0	0	0	0	0	32	0	0	0	32
Sumska	0	0	0	0	0	0	0	38	0	0	0	38
Ternopil'ska	0	0	0	0	0	0	0	35	2	0	0	37
Vinnytska	0	22	0	0	0	22	0	28	0	0	0	28
Volyn'ska	0	1	1	0	0	2	0	38	3	0	0	41
Zakarpatska	0	0	0	0	0	0	0	37	0	0	0	37
Zaporizka	0	0	0	0	0	0	0	35	0	2	0	37
Zhytomyrska	0	0	0	0	0	0	0	13	0	0	0	13
Total	0	17	9	0	0	26	0	768	37	4	16	825

Annex – IV (A):

Capacity Building: Progress in 3rd Quarter 2012

Oblast	Training																			
	No. of Trainings	Type of Training									Participants (with repetition)					Participants (without repetition)				
		CO Management	Planning	MP - Preparation	Financial Mgmt.	MP Implementation	PAS	Public Audit	MP-handover & Sustainability	Other	Male	Female	Total	CO-members	Authorities	Male	Female	Total	CO-members	Authorities
ARC	10	0	0	0	4	1	0	0	5	0	102	149	251	205	46	40	60	100	82	18
Cherkaska	9	0	0	0	0	0	0	9	0	0	6	14	20	20	0	2	6	8	8	0
Chernihivska	0	0	0	0	0	0	0	0	0	0	0	0	0	0	0	0	0	0	0	0
Chernivetska	6	0	0	0	0	6	0	0	0	0	42	54	96	90	6	17	21	38	36	2
Dnipropetrovska	0	0	0	0	0	0	0	0	0	0	0	0	0	0	0	0	0	0	0	0
Donetska	0	0	0	0	0	0	0	0	0	0	0	0	0	0	0	0	0	0	0	0
I-Frankivska	27	0	0	0	0	0	9	9	9	0	83	97	180	171	9	33	39	72	68	4
Kharkivska	0	0	0	0	0	0	0	0	0	0	0	0	0	0	0	0	0	0	0	0
Khersonska	0	0	0	0	0	0	0	0	0	0	0	0	0	0	0	0	0	0	0	0
Khmelnytska	5	0	0	0	4	1	0	0	0	0	49	78	127	105	22	20	31	51	42	9
Kirovohradska	14	0	0	0	0	0	0	7	7	0	73	96	169	153	16	29	37	68	61	6
Kyivska	6	0	0	0	6	0	0	0	0	0	44	63	107	95	12	18	25	43	38	5
Luhanska	0	0	0	0	0	0	0	0	0	0	0	0	0	0	0	0	0	0	0	0
Lvivska	9	0	0	0	1	8	0	0	0	0	112	146	258	193	65	45	58	103	77	26
Mykolaiivska	3	0	0	0	3	0	0	0	0	0	27	38	65	49	16	11	15	26	20	6
Odeska	2	0	0	0	0	2	0	0	0	0	0	0	0	0	0	0	0	0	0	0
Poltavska	8	0	0	0	8	0	0	0	0	0	68	100	168	105	63	27	40	67	42	25
Rivnenska	0	0	0	0	0	0	0	0	0	0	0	0	0	0	0	0	0	0	0	0
Sumska	9	0	0	0	5	4	0	0	0	0	92	133	225	162	63	37	53	90	65	25
Ternopil'ska	0	0	0	0	0	0	0	0	0	0	0	0	0	0	0	0	0	0	0	0
Vinnytska	13	3	3	1	0	3	3	0	0	0	114	177	291	169	122	46	70	116	68	49
Volynska	1	0	0	0	0	1	0	0	0	0	17	23	40	36	4	7	9	16	14	2
Zakarpatska	1	0	0	0	1	0	0	0	0	0	0	0	0	0	0	0	0	0	0	0
Zaporizka	7	1	1	1	1	1	1	1	0	0	0	0	0	0	3	5	8	7	7	1
Zhytomyrska	6	0	0	0	1	5	0	0	0	0	21	36	57	52	5	8	14	23	29	3
Total	136	4	4	2	34	32	13	25	21	0	850	1204	2054	1605	449	354	514	868	682	186

Capacity Building: Status as of 3rd Quarter 2012

Oblast	Training																			
	No. of Trainings	Type of Training									Participants (with repetition)					Participants (without repetition)				
		CO Management	Financial Mgmt.	Planning	MP - Preparation	MP Implementation	PAS	Public Audit	MP-handover & Sustainability	Other	Male	Female	Total	CO-members	Authorities	Male	Female	Total	CO-members	Authorities
ARC	54	8	8	4	4	5	8	8	8	1	604	883	1487	1258	229	242	353	595	503	92
Cherkaska	57	9	9	9	9	9	0	9	0	3	105	176	281	159	122	42	70	112	65	49
Chernihivska	31	6	6	6	0	0	12	0	0	1	96	127	223	205	18	38	51	89	82	7
Chernivetska	24	6	6	6	0	6	0	0	0	0	140	211	351	330	21	56	84	140	132	8
Dnipropetrovska	48	7	7	11	0	10	12	0	0	1	181	560	741	575	166	72	224	296	230	66
Donetska	52	10	10	10	0	6	6	6	2	2	475	1038	1513	977	536	190	415	605	391	214
I-Frankivska	84	9	9	9	1	10	27	9	9	1	393	624	1017	833	184	157	250	407	333	74
Kharkivska	18	6	6	6	0	0	0	0	0	0	103	121	224	192	32	41	49	90	77	13
Khersonska	48	8	8	8	0	8	10	6	0	0	254	341	595	349	246	102	136	238	140	98
Khmelnitska	40	8	8	9	4	7	4	0	0	0	175	294	469	354	115	70	118	188	142	46
Kirovohradska	59	8	8	11	0	8	8	8	8	0	316	468	784	664	120	126	188	314	266	48
Kyivska	34	6	6	6	4	6	6	0	0	0	337	535	872	676	196	135	214	349	270	79
Luhanska	56	14	14	8	8	8	4	0	0	0	152	336	488	380	108	61	134	195	152	43
Lvivska	40	10	10	10	1	8	0	0	0	1	477	631	1108	893	215	191	252	443	357	86
Mykolaivska	45	9	9	9	3	9	0	3	3	0	329	452	781	634	147	132	181	312	255	59
Odeska	37	8	8	8	0	5	8	0	0	0	161	309	470	359	111	64	124	188	144	44
Poltavska	50	8	8	8	8	8	9	0	0	1	551	578	1129	833	296	220	231	452	333	119
Rivnenska	40	8	8	8	0	8	8	0	0	0	470	653	1123	833	290	188	261	449	333	116
Sumska	36	9	9	9	5	4	0	0	0	0	436	555	991	771	220	174	222	396	308	88
Ternopil'ska	35	8	8	8	0	5	6	0	0	0	222	365	587	409	178	89	146	235	164	71
Vinnitska	31	7	7	5	0	5	7	0	0	0	232	354	586	369	217	93	142	234	148	86
Volynska	34	11	10	9	3	1	0	0	0	0	174	241	415	352	63	70	96	166	141	25
Zakarpatska	54	11	11	11	0	11	9	0	0	1	622	776	1398	1074	324	249	310	559	430	129
Zaporizka	160	28	28	28	0	10	31	32	3	0	812	1333	2145	1707	438	325	533	858	683	175
Zhytomyrska	21	6	6	3	0	5	0	0	0	1	105	202	307	234	73	42	81	123	94	29
Total	1199	229	228	220	55	163	176	82	33	13	7922	12163	20085	15420	4665	3873	5198	9071	6875	2196

Sectoral Distribution of Community Development Priorities

Regions	No. of Target CDP	During 3rd Quarter 2012								Total Since Inception							
		No of COs with CDP prepared/grafted	Sectoral Distribution of Community Priorities					Mainstreaming of Plan		No of COs with CDP prepared/grafted	Sectoral Distribution of Community Priorities					Mainstreaming of Plan	
			Health post	Water Supply	Energy Saving	Environment	Total	Approved by VCs/CCs	Approved at LDF		Health post	Water Supply	Energy Saving	Environment	Total	Approved by VCs/CCs	Approved at LDF
ARC	32	0	0	0	0	0	0	0	0	32	3	4	25	0	32	32	32
Cherkaska	38	1	0	0	1	0	1	1	1	39	12	1	26	0	39	39	39
Chernihivska	25	0	0	0	0	0	0	0	1	25	2	2	21	0	25	25	24
Chernivetska	24	0	0	0	0	0	0	0	0	24	3	3	18	0	24	24	20
Dnipropetrovska	39	0	0	0	0	0	0	0	0	39	2	0	37	0	39	39	38
Donetska	42	11	2	0	8	1	11	11	11	41	6	2	32	1	41	39	39
I-Frankivska	36	0	0	0	0	0	0	0	0	36	10	7	17	2	36	36	36
Kharkivska	26	0	0	0	0	0	0	0	0	26	3	0	22	1	26	24	2
Khersonska	32	5	1	0	4	0	5	0	6	31	2	9	21	0	31	28	26
Khmelnyska	32	0	0	0	0	0	0	0	0	32	2	2	28	0	32	32	32
Kirovohradska	33	0	0	0	0	0	0	0	0	33	2	1	30	0	33	33	33
Kyivska	24	0	1	-1	0	0	0	0	0	24	6	0	18	0	24	24	24
Luhanska	36	1	1	0	0	0	1	1	1	37	9	1	27	1	37	37	37
Lvivska	38	0	0	1	-1	0	0	0	0	37	2	2	33	0	37	37	30
Mykolaiivska	36	0	0	0	0	0	0	0	0	39	2	8	29	0	39	38	38
Odeska	32	0	3	-1	0	-2	0	0	26	32	4	6	22	0	32	18	28
Poltavska	33	0	0	0	0	0	0	0	0	33	1	8	24	0	33	33	33
Rivnenska	32	0	0	0	0	0	0	0	0	29	3	2	24	0	29	32	32
Sumska	38	0	0	0	0	0	0	0	0	38	3	14	21	0	38	38	38
Ternopil'ska	37	0	0	0	0	0	0	0	6	37	2	1	33	1	37	37	36
Vinnytska	33	18	4	4	9	1	18	14	3	26	4	4	17	1	26	20	9
Volynska	41	16	5	0	11	0	16	0	0	41	8	0	31	0	41	41	41
Zakarpatska	37	0	0	0	0	0	0	0	0	37	4	2	31	0	37	37	37
Zaporizka	36	0	0	0	0	0	0	0	26	37	0	12	25	0	37	36	36
Zhytomyrska	24	0	0	0	0	0	0	0	0	24	4	4	16	0	24	24	0
Total	836	43	9	2	32	0	43	28	76	834	100	95	632	7	834	804	741

Annex – VI(A):
Micro-projects: Progress in 3rd Quarter 2012

	MPs Approved by CBA	Cost Sharing of Approved MPs (thousands, UAH)							Sectoral Distribution of Approved MPPs					Beneficiary Population (thousands)			Beneficiary Institution		
		COs	VC/CC	Rayon Authority	Regional Authority	Private sector	CBA	Total	Health	Energy saving	Water Supply	Environment	Total	Total	Male	Female	Hospitals	Schools/Kindergartens	Community
ARC	8	64	220	269	31	0	521	1105	1	7	0	0	8	12	6	7	1	4	3
Cherkaska	14	122	606	238	97	99	1146	2308	9	4	1	0	14	15	7	8	8	4	2
Chernihivska	2	65	0	144	0	0	160	369	0	0	2	0	2	0	0	0	0	0	2
Chernivetska	7	80	10	506	0	0	556	1152	0	6	1	0	7	20	9	11	0	4	3
Dnipropetrovska	7	47	29	59	304	50	410	898	1	6	0	0	7	5	2	3	1	5	1
Donetska	12	103	319	477	0	88	862	1848	2	9	0	1	12	22	10	12	2	8	1
I-Frankivska	3	41	35	359	0	0	240	675	2	0	1	0	3	3	2	2	2	0	1
Kharkivska	5	41	150	213	0	0	374	778	1	3	0	1	5	3	2	2	1	2	2
Khersonska	6	51	297	159	0	0	478	984	0	4	2	0	6	3	1	2	0	4	2
Khmelnyska	10	191	40	677	0	32	744	1685	2	7	1	0	10	6	3	3	2	5	3
Kirovohradska	12	118	313	440	0	125	929	1924	0	11	1	0	12	21	9	11	0	11	1
Kyivska	4	37	136	236	0	0	320	729	2	2	0	0	4	2	1	1	2	2	0
Luhanska	7	68	1	445	0	0	451	965	4	2	0	1	7	4	2	2	4	1	2
Lvivska	5	41	221	167	0	0	291	721	0	3	2	0	5	7	3	4	0	2	3
Mykolaivska	11	127	393	588	0	0	857	1965	0	7	4	0	11	8	4	4	0	6	5
Odeska	17	214	565	756	0	0	1328	2863	4	11	2	0	17	33	15	18	4	7	6
Poltavska	4	71	82	240	238	0	320	951	0	3	1	0	4	3	0	3	0	3	1
Rivnenska	7	60	8	550	0	0	559	1177	1	5	1	0	7	6	3	3	1	3	3
Sumska	15	303	823	312	126	0	1045	2609	3	8	4	0	15	7	3	4	3	5	7
Ternopil'ska	6	75	0	429	0	19	472	995	0	5	0	1	6	4	2	2	0	5	1
Vinnitska	4	40	251	192	0	0	295	778	0	4	0	0	4	1	1	1	0	4	0
Volyn'ska	3	26	19	197	40	0	240	523	2	1	0	0	3	1	1	1	2	1	0
Zakarpatska	8	66	127	556	0	0	546	1294	0	8	0	0	8	16	7	9	0	6	2
Zaporizka	10	146	364	480	36	199	911	2070	1	6	3	0	10	18	8	10	1	2	7
Zhytomyr'ska	2	21	21	209	0	0	160	410	0	1	1	0	2	1	0	1	0	1	1
Total	189	3095	7012	11868	1148	939	19184	43246	35	123	27	4	189	303	139	164	34	96	59

Annex – VI(B):

Regular micro-projects: Status as of 3rd Quarter 2012

	Target number of MPPs	MPPs Approved by CBA	Cost Sharing of Approved MPs (thousands, UAH)							Sectoral Distribution of Approved MPPs					Beneficiary Population(thousands)			Beneficiary Institution		
			COs	VC/CC	Rayon Authority	Regional Authority	Private sector	CBA	Total	Health	Energy saving	Water Supply	Environment	Total	Total	Male	Female	Hospitals	Schools/kindergartens	Community
ARC	32	31	377	1165	1234	161	31	2320	5289	3	25	3	0	31	42	20	23	3	22	6
Cherkaska	38	38	368	1539	582	244	396	2780	5908	12	25	1	0	38	45	21	24	11	17	10
Chernihivska	25	22	385	105	1803	0	0	1697	3990	3	16	3	0	22	18	9	10	4	14	4
Chernivetska	24	8	96	10	579	0	0	636	1320	0	7	1	0	8	22	10	12	0	5	3
Dnipropetrovska	39	37	318	950	968	1142	116	2610	6104	2	35	0	0	37	44	20	23	2	23	12
Donetska	42	42	367	1566	1740	0	138	3205	7016	6	33	2	1	42	85	39	46	6	31	5
I-Frankivska	36	35	391	192	2780	0	0	2752	6114	6	25	4	0	35	50	22	28	6	25	4
Kharkivska	26	24	239	586	1052	0	0	1759	3636	4	18	0	2	24	23	11	12	4	15	5
Khersonska	32	29	270	1428	827	0	0	2280	4806	1	20	8	0	29	22	10	12	1	20	8
Khmelnyska	32	31	564	352	2998	0	306	2408	6629	2	27	2	0	31	22	10	12	2	24	5
Kirovohradska	33	33	356	766	1619	0	262	2543	5546	2	30	1	0	33	46	20	26	2	30	1
Kyivska	24	24	203	328	1380	0	207	1866	3983	6	18	0	0	24	21	9	11	6	17	1
Luhanska	37	37	481	360	4222	0	134	2801	7997	8	27	1	1	37	46	21	25	8	23	6
Lvivska	38	36	333	628	2408	0	43	2389	5801	2	32	2	0	36	39	18	21	2	29	5
Mykolaivska	36	32	547	774	1842	0	42	2492	5696	1	22	9	0	32	34	15	19	1	21	10
Odeska	32	28	371	863	1356	0	0	2207	4798	4	19	5	0	28	48	22	27	4	15	9
Poltavska	33	33	374	331	1649	1468	26	2513	6361	1	24	8	0	33	28	13	15	1	18	14
Rivnenska	32	28	314	180	2060	0	0	2190	4743	2	24	2	0	28	33	16	18	3	21	4
Sumska	38	36	1516	1838	1087	325	0	2560	7327	3	21	12	0	36	17	7	9	3	11	22
Ternopilska	37	34	628	58	2519	0	104	2692	6001	1	31	1	1	34	26	12	14	1	31	2
Vinnytska	33	8	67	287	364	0	29	535	1282	0	8	0	0	8	3	2	2	0	6	2
Volynska	41	40	376	354	1967	831	0	2801	6330	8	32	0	0	40	22	10	12	9	29	2
Zakarpatska	37	33	368	1431	1944	0	69	2472	6283	2	30	1	0	33	53	25	28	4	25	4
Zaporizka	36	34	421	803	1806	36	391	2620	6011	2	25	7	0	34	51	23	28	2	12	20
Zhytomyrska	24	2	21	21	209	0	0	160	410	0	1	1	0	2	1	0	1	0	1	1
Total	837	735	9752	16914	40995	4207	2293	55287	129448	81	575	74	5	735	842	385	457	85	485	165

Annex – VII:

Micro-project Completion (regular)

Region	Progress During 3 rd Quarter 2012				Approved MPPs	Total Since Inception			
	Operation and maintaince fund created	Works done	Public audit held	Handover		Operation and maintaince fund created	Works done	Public audit held	Handover
ARC	5	6	6	6	31	32	7	6	6
Cherkaska	0	7	7	7	38	48	10	10	10
Chernihivska	1	0	0	0	22	21	0	0	0
Chernivetska	0	0	0	0	8	0	0	0	0
Dnipropetrovska	0	4	1	3	37	39	14	1	3
Donetska	11	13	5	13	42	39	17	9	17
I-Frankivska	0	3	3	3	35	0	3	3	3
Kharkivska	7	9	8	0	24	9	9	8	0
Khersonska	6	12	6	3	29	10	13	6	3
Khmelnyska	4	0	0	0	31	26	1	1	0
Kirovohradska	6	11	2	2	33	26	14	5	2
Kyivska	1	4	4	4	24	24	4	4	4
Luhanska	2	12	5	12	37	32	22	15	22
Lvivska	0	0	0	0	36	10	0	0	0
Mykolaiivska	3	6	6	2	32	38	11	15	7
Odeska	38	1	11	0	28	43	1	11	0
Poltavska	0	7	7	7	33	33	7	7	7
Rivnenska	6	11	10	11	28	32	13	12	13
Sumska	0	4	0	0	36	21	4	0	0
Ternopilska	0	13	7	0	34	0	16	7	0
Vinnyska	0	0	0	0	8	0	0	0	0
Volynska	0	16	10	9	40	41	19	10	9
Zakarpatska	10	6	8	9	33	35	9	8	10
Zaporizka	15	5	17	9	34	36	5	17	9
Zhytomyrska	0	0	0	0	2	0	0	0	0
Total	115	150	123	100	735	595	199	157	125

Annex – VIII (A):

Establishing Partnership (Replication): in 3rd Quarter 2012

Oblast	Rayons selection			PA signed by rayons	Rayon seminars	VC/CC selection			VC/CC level seminar	PA signed by VC/CC	Community selection			CO Formation						LDF				RCRC								
	# of rayon selected	CBA-I rayons	New rayons			# of VC/CC selected	CBA-I VC/CC	New VC/CC			Community selected	CBA-I communities	New communities	COs formed/granted	COs enrolled at VC/CC	CO legally registered	Target HH ('000)	Participated HHs ('000)	Total Members ('000)	LDF grafted from CBA-I	New LDF formed	Total LDF	LDF sittings	RCRC grafted	New RCRC	Total						
ARC	0	0	0	0	0	0	0	0	0	0	0	0	0	0	0	0	0	0	0	0	0	0	0	0	0	0	0	0	0	0	0	0
Cherkasy	0	0	0	0	0	0	0	0	0	0	0	0	0	0	0	3	0	0	0	0	0	0	0	0	0	0	0	0	4	0	0	0
Chernihivska	0	0	0	0	0	0	0	0	0	0	0	0	0	0	0	0	0	0	0	0	0	0	0	0	0	0	0	0	0	0	0	0
Chernivetska	0	0	0	0	0	0	0	0	0	0	0	0	0	0	0	0	0	0	0	0	0	0	0	0	0	0	0	0	0	0	0	0
Dnipropetrovska	0	0	0	0	0	2	0	2	0	1	1	-1	2	13	13	13	6	5	9	0	0	0	5	0	0	0	5	0	0	0	0	0
Donetska	0	0	0	0	0	0	0	0	0	0	0	0	0	0	0	3	1	1	1	0	0	0	1	0	0	0	1	0	0	0	0	0
I-Frankivska	0	0	0	0	0	0	0	0	0	0	0	0	0	4	4	4	3	2	1	0	0	0	0	0	0	0	0	0	0	0	0	0
Kharkivska	0	0	0	0	0	0	0	0	0	0	0	0	0	0	0	0	0	0	0	0	0	0	0	0	0	0	0	0	0	0	0	0
Khersonska	0	0	0	0	0	0	0	0	0	9	14	9	5	0	0	0	0	0	0	0	0	0	1	1	1	1	1	1	1	1	2	2
Khmelnitska	0	0	0	0	0	0	0	0	4	4	0	0	0	4	4	4	0	0	0	0	0	0	0	0	0	0	0	0	1	1	1	1
Kirovohradska	0	0	0	0	0	0	0	0	0	0	0	0	0	0	0	0	0	0	0	0	0	0	0	0	0	0	0	0	0	0	0	0
Kyivska	0	0	0	0	0	0	0	0	0	0	0	0	0	0	0	0	0	0	0	0	0	0	0	0	0	2	0	0	0	0	0	0
Luhanska	0	0	0	0	0	0	0	0	0	0	0	0	0	0	0	0	1	1	1	0	0	0	3	0	0	0	3	0	0	0	0	0
Lvivska	0	0	0	0	0	0	0	0	12	4	16	0	16	2	2	2	1	1	0	0	4	4	2	0	4	2	0	4	4	4	4	4
Mykolaivska	0	0	0	0	1	0	0	0	0	0	0	0	0	0	0	0	0	0	0	0	0	0	0	0	0	0	0	0	0	0	0	0
Odeska	1	0	1	0	0	0	0	0	0	0	0	0	0	0	0	0	0	0	0	0	0	0	0	0	0	0	0	0	0	0	0	0
Poltavska	0	0	0	0	0	0	0	0	0	0	0	0	0	8	8	8	0	0	0	1	2	3	3	1	1	2	1	1	2	2	2	
Rivnenska	0	0	0	0	0	0	0	0	0	0	0	0	0	0	0	0	0	0	0	0	0	0	0	0	0	0	0	3	0	0	0	0
Sumska	0	0	0	0	0	0	0	0	0	0	0	0	0	0	0	0	0	0	0	0	0	0	0	0	0	3	0	0	0	0	0	0
Ternopiiska	0	0	0	0	0	0	0	0	0	0	0	0	0	0	0	0	2	2	3	0	0	0	5	0	0	0	0	0	0	0	0	0
Vinnytska	2	0	2	1	1	4	0	4	0	0	0	0	0	0	0	0	0	0	0	0	0	0	0	0	0	0	0	0	0	0	0	0
Volynska	0	0	0	0	0	16	4	12	16	16	16	4	12	16	11	11	0	0	0	0	0	0	0	0	0	0	2	2	4	4	4	4
Zakarpatska	0	0	0	0	0	0	0	0	0	0	8	1	7	4	4	4	2	1	4	0	1	1	1	1	1	1	1	1	2	2	2	2
Zaporizka	0	0	0	0	0	0	0	0	0	0	0	0	0	1	0	0	0	0	0	0	3	3	3	0	0	0	0	0	0	0	0	0
Zhytomyrska	0	0	0	0	0	0	0	0	0	0	0	0	0	0	0	0	0	0	0	0	0	0	0	0	0	0	0	0	0	0	0	0
Total	3	0	3	1	2	22	4	18	32	34	55	13	42	45	53	62	14	13	19	1	11	12	36	5	10	10	15	15	15	15	15	

Establishing Partnership (Replication): as of 3rd Quarter 2012

Oblast	Allocated quota	Rayons selection			PA signed by rayons	Rayon seminars	VC/CC selection			VC/CC level seminar	PA signed by VC/CC	Community selection			CO Formation						LDF				RCRC																
		# of rayon selected	CBA-I rayons	New rayons			# of VC/CC selected	CBA-I VC/CC	New VC/CC			Community selected	CBA-I communities	New communities	COs formed/granted	COs enrolled at VC/CC	CO legally registered	Target HH ('000)	Participated HHs ('000)	Total Members ('000)	LDF grafted from CBA-I	New LDF formed	Total LDF	LDF sittings	RCRC grafted	New RCRC	Total														
																												ARC	0	0	0	0	0	0	0	0	0	0	0	0	0
Cherkaska	4	4	2	2	4	4	16	5	11	16	16	16	5	11	16	16	16	5	4	4	2	2	4	20	2	2	4	2	2	4	20	2	2	4	2	2	4				
Chernihivska	0	0	0	0	0	0	0	0	0	0	0	0	0	0	0	0	0	0	0	0	0	0	0	0	0	0	0	0	0	0	0	0	0	0	0	0	0	0			
Chernivetska	2	2	2	0	2	2	0	0	0	0	0	0	0	0	0	0	0	0	0	0	0	0	0	0	0	0	0	0	0	0	0	0	0	0	0	0	0	0			
Dnipropetrovska	4	4	1	3	4	4	19	2	17	17	18	18	1	17	13	13	13	6	5	9	1	3	4	5	1	3	4	5	1	3	4	5	1	3	4	5	1	3	4		
Donetska	2	1	1	0	1	1	4	1	3	4	4	4	0	4	4	4	3	1	1	1	1	0	1	3	1	0	1	3	1	0	1	3	1	0	1	3	1	0	1		
I-Frankivska	4	4	3	1	4	4	16	0	16	16	16	16	2	14	14	14	14	8	2	2	0	0	0	0	0	0	0	0	0	0	0	0	0	0	0	0	0	0	0	0	
Kharkivska	0	0	0	0	0	0	0	0	0	0	0	0	0	0	0	0	0	0	0	0	0	0	0	0	0	0	0	0	0	0	0	0	0	0	0	0	0	0	0	0	
Khersonska	2	2	1	1	2	2	9	4	5	9	9	23	13	10	9	9	9	4	2	4	0	1	1	1	1	1	1	1	1	1	1	1	1	1	1	1	1	2	2		
Khmelnitska	2	2	0	2	2	2	8	0	8	8	8	8	0	8	4	4	4	0	0	0	0	0	0	0	0	0	0	0	0	0	0	0	0	0	0	0	0	1	1	1	
Kirovohradska	4	4	1	3	4	4	16	2	14	16	16	16	2	14	2	2	2	3	1	1	1	3	4	4	1	3	4	4	1	3	4	4	1	3	4	4	1	3	4		
Kyivska	2	2	2	0	2	2	8	2	6	8	8	8	2	6	0	0	0	0	0	0	0	2	0	2	4	2	0	2	4	2	0	2	4	2	0	2	4	2	0	2	
Luhanska	4	4	2	2	4	4	16	5	11	16	16	16	4	12	16	16	16	7	6	8	2	2	4	8	2	2	4	8	2	2	4	8	2	2	4	8	2	2	4		
Lvivska	4	4	0	4	4	4	16	0	16	16	4	16	0	16	2	2	2	1	0	0	0	4	4	2	0	4	4	4	2	0	4	4	4	2	0	4	4	4	4		
Mykolaivska	3	3	0	3	3	4	12	0	12	12	12	12	0	12	8	8	8	3	2	2	0	3	3	3	0	3	3	3	0	3	3	3	0	3	3	3	0	3	3	3	
Odeska	3	3	2	1	1	3	8	3	5	8	0	0	0	0	0	0	0	0	0	0	2	0	2	1	2	0	2	1	2	0	2	1	2	0	2	1	2	0	2		
Poltavska	3	3	1	2	3	4	12	3	9	12	9	9	3	6	8	8	8	0	0	0	1	2	3	3	2	1	3	3	2	1	3	3	2	1	3	3	2	1	3		
Rivnenska	3	2	1	1	2	2	8	4	4	8	8	8	4	4	4	4	4	1	1	1	2	1	3	6	2	1	3	6	2	1	3	6	2	1	3	6	2	1	3		
Sumska	3	2	2	0	2	2	8	5	3	8	8	6	4	2	6	6	6	1	0	0	0	0	0	3	0	0	0	3	0	0	0	0	0	0	0	0	0	0	0	0	
Ternopil'ska	4	4	2	2	4	3	16	2	14	13	13	12	2	10	12	12	12	3	3	4	2	1	3	8	1	1	3	8	1	1	3	8	1	1	3	8	1	1	3		
Vinnytska	0	2	0	2	1	1	4	0	4	0	0	0	0	0	0	0	0	0	0	0	0	0	0	0	0	0	0	0	0	0	0	0	0	0	0	0	0	0	0	0	
Volyn'ska	4	4	2	2	4	4	16	4	12	16	16	16	4	12	16	11	11	0	0	0	0	0	0	0	0	0	0	0	0	0	0	0	0	0	0	0	0	0	0	0	0
Zakarpatska	2	2	1	1	2	2	4	0	4	4	0	8	1	7	4	4	4	2	1	4	0	1	1	1	1	1	1	1	1	1	1	1	1	1	1	1	1	1	2	2	
Zaporizka	3	3	0	3	3	3	12	0	12	12	12	12	0	12	12	12	12	1	1	2	0	6	6	9	0	3	3	9	0	3	3	9	0	3	3	9	0	3	3	9	
Zhytomyrska	0	0	0	0	0	0	0	0	0	0	0	0	0	0	0	0	0	0	0	0	0	0	0	0	0	0	0	0	0	0	0	0	0	0	0	0	0	0	0	0	0
Total	62	61	26	35	58	61	228	42	186	219	193	224	47	177	150	145	144	43	33	42	16	29	45	81	20	28	48	20	28	48	20	28	48	20	28	48	20	28	48		

Replication component Capacity building: in 3rd Quarter 2012

Oblast	CDPs			Training																			
	COs with CDP	CDP approved at VC/CC	CDPs approved at LDF	No. of Trainings	Type of Training									Participants (with repetition)					Participants (without repetition)				
					CO Management	Financial Mgmt.	Planning	MP - Preparation	MP Implementation	PAS	Public Audit	MP-handover & Sustainability	Other	Male	Female	Total	CO-members	Authorities	Male	Female	Total	CO-members	Authorities
ARC	0	0	0	0	0	0	0	0	0	0	0	0	0	0	0	0	0	0	0	0	0	0	0
Cherkaska	14	8	8	4	0	0	0	0	0	0	4	0	0	3	9	12	12	0	1	4	5	5	0
Chernihivska	0	0	0	0	0	0	0	0	0	0	0	0	0	0	0	0	0	0	0	0	0	0	0
Chernivetska	0	0	0	0	0	0	0	0	0	0	0	0	0	0	0	0	0	0	0	0	0	0	0
Dnipropetrovska	16	9	4	1	0	0	0	0	1	0	0	0	0	3	15	18	16	2	1	6	7	6	1
Donetska	3	3	3	1	0	0	0	0	1	0	0	0	0	8	17	25	18	7	3	7	10	7	3
I-Frankivska	0	0	0	0	0	0	0	0	0	0	0	0	0	0	0	0	0	0	0	0	0	0	0
Kharkivska	0	0	0	0	0	0	0	0	0	0	0	0	0	0	0	0	0	0	0	0	0	0	0
Khersonska	9	9	9	2	0	0	0	0	2	0	0	0	0	23	37	60	41	19	9	15	24	16	8
Khmelnyska	2	0	0	2	1	1	0	0	0	0	0	0	0	11	14	25	12	13	4	6	10	5	5
Kirovohradska	0	0	0	11	3	4	4	0	0	0	0	0	0	66	98	164	131	33	26	39	66	52	13
Kyivska	8	0	8	2	0	0	0	2	0	0	0	0	0	18	24	42	32	10	7	10	17	13	4
Luhanska	0	0	0	4	0	0	0	0	0	4	0	0	0	0	0	0	0	0	0	0	0	0	0
Lvivska	0	0	0	0	0	0	0	0	0	0	0	0	0	0	0	0	0	0	0	0	0	0	0
Mykolaivska	0	0	0	0	0	0	0	0	0	0	0	0	0	0	0	0	0	0	0	0	0	0	0
Odeska	0	0	0	0	0	0	0	0	0	0	0	0	0	0	0	0	0	0	0	0	0	0	0
Poltavska	0	0	0	3	3	0	0	0	0	0	0	0	0	34	41	75	48	27	14	16	30	19	11
Rivnenska	3	0	0	6	3	3	0	0	0	0	0	0	0	21	27	48	34	14	8	11	19	14	6
Sumska	0	0	0	3	1	1	1	0	0	0	0	0	0	34	41	75	64	11	14	16	30	26	4
Ternopil'ska	0	0	10	0	0	0	0	0	0	0	0	0	0	0	0	0	0	0	0	0	0	0	0
Vinnyska	0	0	0	0	0	0	0	0	0	0	0	0	0	0	0	0	0	0	0	0	0	0	0
Volynska	8	0	0	6	3	3	0	0	0	0	0	0	0	19	28	47	34	13	8	11	19	14	5
Zakarpatska	0	0	0	0	0	0	0	0	0	0	0	0	0	0	0	0	0	0	0	0	0	0	0
Zaporizka	0	8	10	0	0	0	0	0	0	0	0	0	0	0	0	0	0	0	0	0	0	0	0
Zhytomyrska	0	0	0	0	0	0	0	0	0	0	0	0	0	0	0	0	0	0	0	0	0	0	0
Total	63	37	52	45	14	12	5	2	4	4	4	0	0	240	351	591	442	149	96	140	236	176	60

Replication component Capacity building: as of 3rd Quarter 2012

Oblast	CDPs			No. of Trainings	Training																		
	COs with CDPs	CDPs approved at VC	CDPs approved at LDF		Type of Training									Participants (with repetition)					Participants (without repetition)				
					CO Management	Financial Mgmt.	Planning	MP - Preparation	MP Implementation	PAS	Public Audit	MP-handover & Sustainability	Other	Male	Female	Total	CO-members	Authorities	Male	Female	Total	CO-members	Authorities
ARC	0	0	0	0	0	0	0	0	0	0	0	0	0	0	0	0	0	0	0	0	0	0	0
Cherkaska	16	10	10	24	4	4	4	4	4	0	4	0	0	35	54	89	60	29	14	22	36	24	12
Chernihivska	0	0	0	0	0	0	0	0	0	0	0	0	0	0	0	0	0	0	0	0	0	0	0
Chernivetska	0	0	0	0	0	0	0	0	0	0	0	0	0	0	0	0	0	0	0	0	0	0	0
Dnipropetrovska	16	9	4	1	0	0	0	0	1	0	0	0	0	3	15	18	16	2	1	6	7	6	1
Donetska	3	3	3	4	1	1	1	0	1	0	0	0	0	25	60	85	64	21	10	24	34	26	8
I-Frankivska	0	0	0	0	0	0	0	0	0	0	0	0	0	0	0	0	0	0	0	0	0	0	0
Kharkivska	0	0	0	0	0	0	0	0	0	0	0	0	0	0	0	0	0	0	0	0	0	0	0
Khersonska	9	9	9	8	2	2	2	0	2	0	0	0	0	71	99	170	93	77	28	40	68	37	31
Khmelnyska	2	0	0	2	1	1	0	0	0	0	0	0	0	11	14	25	12	13	4	6	10	5	5
Kirovohradska	0	0	0	11	3	4	4	0	0	0	0	0	0	66	98	164	131	33	26	39	66	52	13
Kyivska	8	0	8	7	2	2	1	2	0	0	0	0	0	37	55	92	72	20	15	22	37	29	8
Luhanska	0	0	0	16	4	4	4	0	0	4	0	0	0	22	101	123	95	28	9	40	49	38	11
Lvivska	0	0	0	0	0	0	0	0	0	0	0	0	0	0	0	0	0	0	0	0	0	0	0
Mykolaivska	12	12	12	9	3	3	3	0	0	0	0	0	0	98	119	217	193	24	39	48	87	77	10
Odeska	0	0	0	4	1	1	1	0	0	1	0	0	0	0	0	0	0	0	0	0	0	0	0
Poltavska	0	0	0	3	3	0	0	0	0	0	0	0	0	34	41	75	48	27	14	16	30	19	11
Rivnenska	3	0	0	6	3	3	0	0	0	0	0	0	0	21	27	48	34	14	8	11	19	14	6
Sumska	0	0	0	3	1	1	1	0	0	0	0	0	0	34	41	75	64	11	14	16	30	26	4
Ternopiiska	12	12	10	9	2	2	3	0	0	2	0	0	0	53	92	145	99	46	21	37	58	40	18
Vinnyska	0	0	0	0	0	0	0	0	0	0	0	0	0	0	0	0	0	0	0	0	0	0	0
Volynska	8	0	0	6	3	3	0	0	0	0	0	0	0	19	28	47	34	13	8	11	19	14	5
Zakarpatska	0	0	0	0	0	0	0	0	0	0	0	0	0	0	0	0	0	0	0	0	0	0	0
Zaporizka	12	12	12	15	3	0	3	1	1	4	0	0	3	210	360	570	334	236	84	144	228	134	94
Zhytomyrska	0	0	0	0	0	0	0	0	0	0	0	0	0	0	0	0	0	0	0	0	0	0	0
Total	101	67	68	128	36	31	27	7	9	11	4	0	3	739	1204	1943	1349	594	295	482	777	540	237

Annex – X(A):

Replication micro-projects: Progress in 3rd Quarter 2012

	MPPs Approved by CBA	Cost Sharing of Approved MPs (thousands, UAH)							Sectoral Distribution of Approved MPPs					Beneficiary Population (thousands)			Beneficiary Institution		
		COs	VC/CC	Rayon Authority	Regional Authority	Private sector	CBA	Total	Health	Energy saving	Water Supply	Environment	Total	Total	Male	Female	Hospitals	Schools/Kinder gardens	Community
ARC																			
Cherkaska	7	56	458	89	55	0	15	804		7			7	7208	3308	3900		7	
Chernihivska																			
Chernivetska																			
Dnipropetrovska	4	148	22	58	126	0	79	434		4			4					3	1
Donetska	4	13	124	75	0	0	53	265	1	3			4	4220	1961	2259	1	3	
I-Frankivska																			
Kharkivska																			
Khersonska																			
Khmelnyska																			
Kirovohradska																			
Kyivska																			
Luhanska	1	8	0	72	8	0	72	161		1			1	1088	602	486		1	
Lvivska																			
Mykolaivska																			
Odeska																			
Poltavska																			
Rivnenska																			
Sumska																			
Ternopilska	6	85	12	421	0	19	185	721		6				7336	3598	3738	2	4	
Vinnytska																			
Volynska																			
Zakarpatska																			
Zaporizka																			
Zhytomyrska																			
Total	22	310	615	715	189	19	537	2348	1	21			22	19852	9469	10383	3	19	

Replication: micro-projects: Status as of 3rd Quarter 2012

	MPPs Approved by CBA	Cost Sharing of Approved MPs (thousands, UAH)							Sectoral Distribution of Approved MPPs					Beneficiary Population (thousands)			Beneficiary Institution		
		COs	VC/CC	Rayon Authority	Regional Authority	Private sector	CBA	Total	Health	Energy saving	Water Supply	Environment	Total	Total	Male	Female	Hospitals	Schools/kindergartens	Community
ARC																			
Cherkaska	8	61	508	109	62	17	168	926		8			8	6	3	3	1	7	
Chernihivska																			
Chernivetska																			
Dnipropetrovska	4	22	58	126	148	0	79	434		4			4	3	1	2		3	1
Donetska	4	13	124	75	0	0	53	265	1	3			4	4	2	2	1	3	
I-Frankivska																			
Kharkivska																			
Khersonska																			
Khmelnyska																			
Kirovohradska																			
Kyivska																			
Luhanska	1	8	0	72	0	0	20	101		1			1	1	0.6	0.4		1	
Lvivska																			
Mykolaivska																			
Odeska																			
Poltavska																			
Rivnenska																			
Sumska																			
Ternopil'ska	6	85	12	421	0	19	185	721	1	5			6	8	4	4	2	4	
Vinnytska																			
Volynska																			
Zakarpatska																			
Zaporizka	2	17	0	132	0	0	37	187		2			2	1	0.5	0.5		2	
Zhytomyrska																			
Total	25	207	701	936	211	36	543	2634	2	23	0	0	25	23	11	12	4	20	1

Replication component: Micro-project Completion

Region	Progress During 3 rd Quarter 2012				Total Since Inception			
	Operation and maintaince fund created	Works done	Public audit held	Handover	Operation and maintaince fund created	Works done	Public audit held	Handover
ARC		0	0	0		0	0	0
Cherkaska	7	1	1	1	8	1	1	1
Chernihivska		0	0	0		0	0	0
Chernivetska		0	0	0		0	0	0
Dnipropetrovska	4	0	0	0	4	0	0	0
Donetska	4	0	0	0	4	0	0	0
I-Frankivska		0	0	0		0	0	0
Kharkivska		0	0	0		0	0	0
Khersonska		0	0	0		0	0	0
Khmelnyska		0	0	0		0	0	0
Kirovohradska		0	0	0		0	0	0
Kyivska		0	0	0		0	0	0
Luhanska	1	0	0	0	1	0	0	0
Lvivska		0	0	0		0	0	0
Mykolaiivska		0	0	0		0	0	0
Odeska		0	0	0		0	0	0
Poltavska		0	0	0		0	0	0
Rivnenska		0	0	0		0	0	0
Sumska		0	0	0		0	0	0
Ternopilska	6	0	0	0	6	0	0	0
Vinnyska		0	0	0		0	0	0
Volynska		0	0	0		0	0	0
Zakarpatska		0	0	0		0	0	0
Zaporizka		2	2	2	2	2	2	2
Zhytomyrska		0	0	0		0	0	0
Total	22	3	3	3	25	3	3	3

Annex – XII:

Media Coverage and Media Events

Region	Progress During 3 rd Quarter 2012										Total Since Inception											
	Media Events	Media Coverage					Publications					Media Events	Media Coverage					Publications				
		Newspapers	TV	Radio	Electronic media	Total	Partners' websites	Info bulletin	Print copies	Electronic copies	Newspapers		TV	Radio	Electronic media	Total	Partners' websites	Info bulletin	Print copies	Electronic copies		
ARC	1	7	3	2	3	15	26	1	0	12	12	33	14	10	40	97	81	5	180	16		
Cherkaska	0	7	3	2	4	16	6	1	50	20	8	61	16	7	20	104	71	3	200	130		
Chernihivska	0	1	0	1	1	3	1	1	25	6	9	4	6	7	12	29	23	5	98	103		
Chernivetska	0	0	0	0	0	0	0	0	0	0	1	25	1	2	0	28	39	4	200	100		
Dnipropetrovska	1	16	10	0	24	50	8	1	0	40	12	62	22	4	27	115	15	3	0	108		
Donetska	0	5	0	0	0	5	0	0	0	0	12	34	12	3	1	50	47	0	0	0		
I-Frankivska	0	10	3	1	12	26	7	0	0	0	11	56	29	24	75	184	44	9	1175	212		
Kharkivska	0	0	0	0	0	0	4	0	0	0	8	10	7	2	11	26	22	3	2	2		
Khersonska	3	6	4	1	4	15	12	1	100	100	16	31	10	2	19	62	32	1	100	100		
Khmelnyska	0	3	3	3	0	9	9	0	0	0	11	41	33	26	0	100	103	3	720	56		
Kirovohradska	2	2	4	5	1	12	3	0	0	0	19	38	21	29	14	102	37	3	350	350		
Kyivska	14	14	5	6	4	29	13	2	400	31	71	95	24	20	11	150	69	8	1510	60		
Luhanska	2	8	6	0	13	27	8	2	500	62	18	55	17	10	94	176	69	7	4790	207		
Lvivska	0	6	0	0	4	10	5	0	0	0	11	58	10	12	25	105	67	3	800	3		
Mykolaivska	0	0	0	0	1	1	1	0	0	0	12	29	19	3	35	86	29	19	3055	603		
Odeska	0	20	10	2	5	37	16	1	12	12	10	58	17	4	12	91	40	1	12	12		
Poltavska	0	10	5	15	0	30	10	0	0	0	14	66	27	135	20	248	81	4	490	120		
Rivnenska	0	24	17	17	18	76	17	8	250	248	21	101	33	60	98	292	106	12	626	501		
Sumska	1	5	0	14	3	22	8	0	0	0	13	23	10	67	16	116	44	2	350	10		
Ternopil'ska	0	11	0	5	0	16	10	1	60	30	11	40	9	22	11	82	68	8	213	215		
Vinnytska	0	2	0	0	5	7	3	0	0	0	5	17	3	4	20	44	20	6	425	175		
Volyn'ska	3	5	1	0	4	10	0	1	15	25	18	50	8	2	35	95	33	5	136	223		
Zakarpatska	5	2	6	0	3	10	8	0	0	0	16	26	13	0	40	79	44	4	1050	1050		
Zaporizka	0	33	12	4	10	54	8	2	13	49	12	68	26	8	22	123	37	14	643	61		
Zhytomyrska	0	12	0	3	0	20	12	2	140	28	9	57	5	14	1	89	52	11	770	154		
Total	32	212	92	83	119	516	222	25	1565	663	363	1146	392	479	659	2676	1284	145	17895	4571		

Annex – XIII:
List of RCRC Facebook pages (in original)

1. Ресурсний Центр Берегівського Району
2. Ресурсний Центр Ренійського Району
3. Долинський Ресурсний Центр Громад
4. Камінь-Каширський Ресурсний Центр
5. Тисменицький Районний Ресурсний Центр
6. Ресурсний Центр Буринського Району
7. Рожищенський Районний Ресурсний Центр
8. Ресурсний Центр Маньківського Району
9. Іваничівський Районний Ресурсний Центр
10. Переяслав-Хмельницький Районний Ресурсний Центр
11. Ratnivskiy Resursniy Tsentri Gromad
12. Resursniy Tsentri Novoaydarskogo Rayonu
13. Дубенський районний ресурсний центр розвитку громад
14. Мукачівський Районний Ресурсний Центр Громад / Resursny Tsentri (Mukachevo)
15. Ресурсний Центр Біляївський Район
16. Ресурсний Центр Лутугинський Район
17. Ресурсний центр Баштанського району
18. Ресурсний центр громад Гадяцького району / Гадяч Ресурсний Центр / Ресурсний Центр Громад М.Галич
19. Ресурсний Центр Розвитку Громад Слов'яносербського району
20. Ресурсний центр громад Нижнегорського району "Громади Нижнегорья"
21. Ресурсний центр громад Полтавського району
22. Ресурсний Центр Чутівського району / Чутівський Районний Ресурсний Центр
23. Ресурсний центр громад Свалявського району / Ресурсний Центр Свалявського Району
24. Ресурсний центр громад Веселівського району
25. Ресурсний центр громад Новомиколаївського району
26. Районний ресурсний центр громад Любомльського району
27. Районний ресурсний центр розвитку громад Буринського району
28. Ресурсний центр громад Городенківського району
29. Ресурсний центр розвитку громад Міловського району
30. Ресурсний центр розвитку громад Звенигородського району
31. Ресурсний центр громад Новомиргородського району
32. Ресурсний центр громад Іршавського району
33. Ресурсний центр розвитку громад Великописарівського району Сумської області
34. Ресурсний Центр громад Перечинського району
35. Ресурсний центр громад Лохвицького району
36. Ресурсний центр громад Кобеляцького району
37. Ресурсний центр громад Смілянського району
38. Ресурсний центр громад Амвросіївського району
39. Ресурсний центр громад Тячівського району
40. Ресурсний центр громад Царичанського району Дніпропетровської області
41. Турківський ресурсний центр розвитку громад "Громади Турківщини"
42. Районний ресурсний центр розвитку громад "Громади Сватівщини"
43. Районний ресурсний центр розвитку громад Олександрівського району
44. Рогатинський ресурсний центр громад
45. Районний ресурсний центр громад Криворізького району
46. Районний ресурсний центр громад Сокирянського району
47. Сарненський ресурсний центр розвитку громад
48. Районний ресурсний центр розвитку громад Станично-Луганського району
49. Попаснянський районний ресурсний центр
50. Локачинський районний ресурсний центр громад
51. Шумський районний ресурсний центр громад
52. Семенівський районний ресурсний центр громад
53. Тисменицький районний ресурсний центр
54. Турійський районний ресурсний центр громад
55. Баришівський районний ресурсний центр розвитку громад

56. Калуський районний ресурсний центр громад
57. Тлумацький районний ресурсний центр
58. Котелевський районний ресурсний центр / Kotelevskij Rajgen Resurs Centr
59. Заставнівський районний ресурсний центр громад
60. Бродівський районний ресурсний центр громад
61. Ковельський районний ресурсний центр громад
62. Чаплинський районний ресурсний центр громад
63. Троянецький районний ресурсний центр розвитку громад
64. Маловисківський районний ресурсний центр громад (РРЦГ)
65. Перевальський районний ресурсний центр розвитку громад
66. Красноградський районний ресурсний центр розвитку громад
67. Resursnyu Tsentr Krasnoarmeyskogo Rayona

Annex – XIV:
List of winners of RCRC competition

	1. Oblast : Volynska		14. Oblast : Cherkaska
1	Ratnivskyi		Smilyanskyi
2	Kivertsivskyi	37	Mankivskyi
3	Liubomylskyi	38	Drabivskyi
4	Ivanychivskyi	39	Umanskyi
	2. Oblast : Lvivska		15. Oblast : Dnipropetrovska
5	Sambirskyi	40	Tomakivskyi
6	Starosambirskyi	41	Apostolovskyi
	3. Oblast : Khmelnytska	42	Verhnyodniprovskyi
7	Iziaslavskyi	43	Petrykivskyi (replication)
8	Novoushytskyi	44	Kryvorizhskyi (replication)
	4. Oblast : Chernihivska		16. Oblast : Donetska
9	Shchorskyi	45	Artemivskyi
10	Chernihivskyi	46	Kostyantynivskyi
	5. Oblast : Vinnytska		17. Oblast : Kharkivska
11	Teplytskyi	47	Borivskyi
12	Kmilnytskyi	48	Velykoburlutskyi
	6. Oblast : Ivano-Frankivska		18. Oblast : Khersonska
13	Tlumatskyi	49	Novotroitskyi
14	Kolomyiskyi	50	Velykooleksandrivskyi
15	Kosivskyi		19. Oblast : Kirovogradska
16	Tysmenytskyi	51	Novomyrgorodskyi
	7. Oblast : Sumska	52	Hayvoronskyi
17	Velykopysarivskyi	53	Novoukrayinskyi
18	Trostianetskyi		20. Oblast : Kyivska
19	Hlukhivskyi	54	Skvyrskyi
	8. Oblast : Ternopiiska	55	Baryshevskyi
20	Kozivskyi	56	Tarashanskyi
21	Shumskyi		21. Oblast : Luganska
22	Zborivskyi	57	Popasnyanskyi
23	Kremenetskyi	58	Novopskovskyi
	9. Oblast : Zakarpatska	59	Novoaydarskyi (replication)
24	Svaliavskyi	60	Svativskyi
25	Mukachivskyi	61	Perevalskyi (replication)
26	Uzhgorodskyi		22. Oblast : Mykolayivska
	10. Oblast : Chernivetska	62	Berezneguvatskyi
27	Sokyrianskyi	63	Voznesenskyi
28	Zastavniivskyi	64	Bashtanskyi
29	Hertsaiivskyi		23. Oblast : Poltavska
	11. Oblast : Rivnenska	65	Lohvytskyi
30	Dubenskyi	66	Gadyachskyi
31	Kostopilskyi	67	Chutivskyi
32	Radyvylivskyi		24. Oblast : Zaporizka
	12. Oblast : Zhytomyrska	68	Hulaypilskyi
33	Korostyshivskyi	69	Veselivskyi
34	Olevskyi	70	Orihivskyi
	13. Oblast : ARC		25. Oblast : Odeska
35	Pervomayskyi	71	Ivanivskyi
36	Sakskyi	72	Bolgradskyi